

(総括) 青果部 年度別・種別取扱状況(平成24~28年度)

単位:数量-kg
金額-円

年度	市場取扱高			対前年比	野菜			果実			加工品		
					取扱高	前年比	構成比	取扱高	前年比	構成比	取扱高	前年比	構成比
24	数量	全体	42,877,649	104.8%	36,831,248	104.8%	85.9%	5,704,725	105.7%	13.3%	341,676	99.5%	0.8%
		市内産	1,617,185	88.6%	1,317,907	90.6%	81.5%	299,278	81.0%	18.5%	0	-100.0%	0.0%
	金額	全体	8,261,853,987	101.0%	6,702,389,618	99.1%	81.1%	1,488,014,831	110.5%	18.0%	71,449,538	99.7%	0.9%
		市内産	338,678,630	105.9%	246,618,102	108.4%	72.8%	92,060,528	99.9%	27.2%	0	-100.0%	0.0%
25	数量	全体	43,238,534	100.8%	37,263,523	101.2%	86.2%	5,665,811	99.3%	13.1%	309,200	90.5%	0.7%
		市内産	1,570,572	97.1%	1,216,188	92.3%	77.4%	354,363	118.4%	22.6%	21	100.0%	0.0%
	金額	全体	9,062,700,354	109.7%	7,466,989,247	111.4%	82.4%	1,527,752,934	102.7%	16.9%	67,958,173	95.1%	0.7%
		市内産	336,603,273	99.4%	238,587,683	96.7%	70.9%	98,006,035	106.5%	29.1%	9,555	100.0%	0.0%
26	数量	全体	45,012,809	104.1%	38,458,603	103.2%	85.4%	6,124,979	108.1%	13.6%	429,227	138.8%	1.0%
		市内産	1,779,362	113.3%	1,450,596	119.3%	81.5%	328,685	92.8%	18.5%	0	-100.0%	0.0%
	金額	全体	9,408,417,171	103.8%	7,667,868,912	102.7%	81.5%	1,643,875,697	107.6%	17.5%	96,672,562	142.3%	1.0%
		市内産	324,396,989	96.4%	226,938,998	95.1%	70.0%	97,457,991	99.4%	30.0%	0	-100.0%	0.0%
27	数量	全体	45,271,375	100.6%	39,133,220	101.8%	84.1%	5,657,303	92.4%	12.5%	480,852	112.0%	1.0%
		市内産	1,760,121	98.9%	1,490,122	102.7%	84.7%	269,993	82.1%	15.3%	6	100.0%	0.0%
	金額	全体	10,272,580,495	109.2%	8,432,963,794	110.0%	82.1%	1,757,497,382	106.9%	17.1%	82,119,319	84.9%	0.8%
		市内産	349,420,760	107.7%	258,945,718	114.1%	74.1%	90,473,962	92.8%	25.9%	1,080	100.0%	0.0%
28	数量	全体	46,554,020	102.8%	41,138,061	105.1%	88.4%	4,935,101	87.2%	10.6%	480,858	100.0%	1.0%
		市内産	1,380,210	78.4%	1,069,878	71.8%	77.5%	310,332	114.9%	22.5%	0	0.0%	0.0%
	金額	全体	10,860,501,279	105.7%	9,212,233,531	109.2%	84.8%	1,558,156,966	88.7%	14.3%	90,110,782	109.7%	0.8%
		市内産	317,952,813	91.0%	227,394,418	87.8%	71.5%	90,558,395	100.1%	28.5%	0	0.0%	0.0%

1-1 品種別取扱高(野菜)

単位: 上段: 数量-kg
下段: 金額-円

品種別		総計	4月	5月	6月	7月	8月	9月	10月	11月	12月	1月	2月	3月
総数	数量	41,138,061	3,376,557	3,431,198	3,222,393	3,780,017	3,913,765	3,990,374	3,723,089	3,145,130	3,552,709	3,016,551	2,819,188	3,167,090
	金額	9,212,233,531	756,481,458	752,600,788	751,372,815	795,474,757	736,584,831	894,947,151	999,025,417	804,809,122	769,855,043	631,652,993	621,169,992	698,259,164
大根	数量	2,989,155	288,820	336,330	163,045	157,685	155,376	170,525	278,398	392,260	336,427	271,483	219,211	219,595
	金額	287,203,484	25,948,902	28,547,980	13,409,278	18,011,701	17,697,918	22,186,434	32,432,580	42,181,153	27,580,719	20,679,751	19,171,423	19,355,645
かぶ	数量	115,678	17,940	11,921	6,526	2,720	1,475	953	11,126	21,721	13,016	10,034	8,162	10,084
	金額	18,052,661	2,670,827	1,605,002	985,578	514,485	368,226	294,117	1,739,866	3,144,824	2,100,385	1,532,875	1,507,337	1,589,139
人参	数量	1,973,183	101,723	152,294	247,775	116,404	126,004	100,235	117,688	149,835	297,156	205,652	191,677	166,740
	金額	335,539,991	19,084,397	27,764,872	27,871,932	15,146,050	21,685,084	34,226,096	36,258,335	30,665,526	36,059,591	28,267,308	28,188,769	30,322,031
牛蒡	数量	66,605	6,226	1,942	2,749	4,153	2,646	6,856	6,124	5,742	9,388	4,838	8,833	7,108
	金額	25,241,863	2,573,480	1,037,809	1,455,143	857,304	629,961	1,999,836	1,914,084	2,233,866	2,940,251	2,643,361	3,914,753	3,042,015
筍	数量	28,581	27,731	349	39						12			450
	金額	8,317,010	7,655,120	97,254	3,996						6,264			554,376
蓮根	数量	316,844	15,772	11,822	5,742	11,262	24,170	35,616	41,482	37,840	52,188	26,060	28,738	26,152
	金額	180,508,895	10,944,115	7,685,071	9,437,177	10,082,878	14,206,106	15,674,829	18,608,699	18,019,035	25,809,605	14,977,486	18,830,306	16,233,588
その他根菜類	数量	1,028	4								930		34	60
	金額	1,285,016	788								1,169,748		44,496	69,984
白菜	数量	1,906,932	139,155	116,615	72,053	61,735	61,750	115,715	247,338	293,981	264,372	204,595	191,688	137,935
	金額	220,565,629	15,043,377	8,165,719	6,592,664	4,213,738	4,824,495	13,719,219	39,567,624	40,038,337	25,771,022	21,769,143	22,410,311	18,449,980
山東菜	数量	3,634							7	100	3,527			
	金額	347,824							1,998	4,212	341,614			
京菜	数量	233,474	22,285	19,719	19,173	16,395	14,248	20,109	12,213	22,249	27,804	16,691	21,938	20,650
	金額	72,075,047	4,777,217	3,574,440	4,701,843	4,810,972	3,107,282	7,977,827	10,134,263	8,975,838	8,718,048	5,145,059	5,766,370	4,385,888
漬菜	数量	5,176	1,026	11					168	515	665	588	730	1,473
	金額	1,475,239	175,051	723					94,778	241,908	232,207	206,618	217,580	306,374
小松菜	数量	662,787	53,337	50,628	43,047	59,653	52,106	64,481	58,261	57,703	51,083	56,839	58,975	56,674
	金額	188,335,676	14,214,900	10,530,198	11,131,930	11,072,668	7,033,923	25,324,352	28,048,796	19,915,982	17,333,922	15,861,282	15,313,050	12,554,673
つまみ菜	数量	1,083	750	35				12	26	53		4	4	199
	金額	299,878	243,261	9,720				1,555	4,426	8,196		1,123	550	31,047
キャベツ	数量	6,579,929	426,935	405,555	320,560	902,283	973,870	959,160	743,440	294,130	415,592	422,354	325,073	390,977
	金額	705,265,788	47,558,910	39,275,776	29,280,946	67,918,702	75,665,090	91,755,047	112,402,372	50,937,494	47,989,237	47,115,057	44,816,791	50,550,366
ほうれん草	数量	710,236	60,567	63,772	59,034	30,386	25,201	22,924	34,784	66,284	92,903	80,267	89,457	84,657
	金額	316,534,891	28,024,068	27,097,791	25,538,398	17,743,831	15,205,450	20,696,970	27,118,848	34,676,984	37,823,457	29,746,955	28,113,123	24,749,016
葱	数量	1,823,031	152,922	128,848	128,811	142,910	133,463	121,040	164,897	148,695	172,785	188,614	162,145	177,901
	金額	578,252,485	46,569,818	50,338,920	52,008,241	46,056,213	36,136,525	43,517,352	60,041,208	49,937,327	48,455,680	50,405,368	44,331,153	50,454,680
わけぎ	数量	11		1		4					3	3		
	金額	16,524		1,296		4,212					6,156	4,860		
あさつき	数量	9	9											
	金額	6,480	6,480											
蔕	数量	24,332	8,911	3,116	38				1,006	2,581	1,160	1,280	1,008	5,232
	金額	8,700,612	3,222,709	939,849	6,294				376,418	736,957	415,804	483,170	521,187	1,998,224
うど	数量	17,870	3,502	1,462	414							644	5,702	6,146
	金額	9,050,878	1,729,494	546,530	72,315							397,823	3,111,452	3,193,264
三葉	数量	58,796	4,567	4,183	4,335	4,389	5,076	4,737	4,877	4,260	8,020	5,141	3,996	5,215
	金額	24,328,864	1,207,017	957,754	958,364	1,417,031	997,222	2,564,171	2,586,709	1,711,588	6,849,825	2,244,368	1,440,228	1,394,587
春菊	数量	31,402	1,313	2,261	1,986	1,344	687	163	1,634	5,635	6,228	3,521	3,182	3,448
	金額	16,135,182	524,102	602,386	589,275	537,982	638,703	255,883	1,232,328	3,091,032	3,764,630	2,054,781	1,310,500	1,533,580
せり	数量	3,698	900	1					1	222	630	554	642	748
	金額	3,782,320	575,693	972					3,672	346,356	1,193,454	588,243	506,574	567,356
にら	数量	196,887	20,025	19,740	18,449	17,995	13,991	14,269	13,888	14,816	14,231	13,800	15,991	19,692
	金額	123,758,848	8,767,863	6,167,488	6,529,503	6,974,587	7,050,917	10,162,697	13,343,548	13,368,207	14,477,367	12,206,850	13,468,449	11,241,372

1-1 品種別取扱高(野菜)

単位:上段:数量-kg
下段:金額-円

品種別		総計	4月	5月	6月	7月	8月	9月	10月	11月	12月	1月	2月	3月
セルリー	数量	107,977	9,615	8,615	10,185	11,373	10,750	8,700	6,275	6,676	8,544	7,375	8,239	11,630
	金額	30,930,789	3,350,296	3,084,766	3,131,514	2,477,980	1,752,873	2,228,549	2,823,744	3,081,374	2,288,081	1,854,300	1,788,105	3,069,207
アスパラガス	数量	124,659	14,123	30,724	8,476	11,310	14,400	10,269	12,240	5,634	5,956	1,673	4,730	5,124
	金額	126,750,815	19,945,597	36,334,799	9,394,885	10,841,279	9,552,911	9,723,582	8,663,241	5,257,753	5,459,373	2,289,480	3,838,447	5,449,468
カリフラワー	数量	62,044	838	1,405	1,577	3,499	1,384	5,717	3,367	4,088	21,938	13,519	2,547	2,165
	金額	13,387,897	203,256	225,093	444,849	1,045,858	404,157	1,787,397	1,161,241	1,087,734	4,014,212	1,720,999	678,743	614,358
ブロッコリー	数量	897,407	68,249	84,945	50,849	83,295	82,335	59,539	64,307	75,981	84,953	66,612	87,655	88,687
	金額	378,074,131	29,487,053	32,861,805	25,003,526	38,745,175	36,328,255	36,879,934	36,875,739	37,447,160	34,009,775	23,456,703	26,679,741	20,299,265
レタス	数量	2,653,524	134,807	239,185	317,252	440,754	430,784	370,639	115,767	81,390	152,097	122,848	143,401	104,600
	金額	488,276,455	28,939,986	36,865,473	40,751,187	52,458,440	59,676,001	79,768,189	51,783,947	26,197,714	33,112,609	26,218,772	30,961,157	21,542,980
サラダ菜	数量	10,864	916	1,022	933	785	810	712	858	895	1,024	900	869	1,140
	金額	5,035,603	388,347	360,757	355,153	288,986	277,485	523,260	868,525	565,326	536,814	273,823	266,760	330,367
パセリ	数量	38,587	985	641	681	807	720	564	31,075	342	610	496	600	1,066
	金額	10,500,418	424,781	474,214	648,658	1,118,850	1,053,025	1,233,717	1,010,932	710,369	1,958,182	712,436	551,034	604,220
中国野菜	数量	189,971	18,089	17,654	17,164	16,436	14,537	15,546	17,670	18,990	15,553	11,729	11,485	15,118
	金額	50,212,909	4,148,926	3,645,739	3,885,558	3,734,251	2,819,380	5,358,041	7,031,325	5,786,578	4,485,961	2,949,537	3,057,276	3,310,337
その他葉菜類	数量	19,338	1,002	435	256	1,668	1,736	4,044	4,447	1,667	356	506	1,302	1,919
	金額	4,805,691	375,010	73,710	46,116	211,140	213,192	470,307	570,063	222,672	228,171	414,240	875,144	1,105,926
胡瓜	数量	2,056,412	223,102	241,975	247,520	199,685	214,871	231,584	216,175	144,933	64,977	57,740	74,293	139,557
	金額	672,145,136	61,256,872	65,411,839	65,471,485	67,075,545	47,908,089	74,955,261	106,633,440	66,698,578	30,563,865	22,254,701	22,665,720	41,249,741
南瓜	数量	845,052	77,059	80,454	76,740	93,891	68,039	74,102	55,210	47,791	92,189	47,966	60,412	71,199
	金額	177,029,845	8,475,548	11,922,210	20,565,515	24,200,185	16,269,962	16,432,210	12,414,989	13,598,017	21,366,027	7,826,198	10,246,727	13,712,257
茄子	数量	839,627	58,844	91,789	95,567	126,368	123,448	84,463	75,129	42,220	25,642	33,531	33,804	48,822
	金額	333,509,709	25,758,495	35,149,511	38,649,306	48,789,490	29,302,114	34,584,403	31,944,602	20,837,356	14,269,710	16,104,807	16,224,750	21,895,165
トマト	数量	2,903,753	310,724	373,090	339,452	304,435	416,831	345,132	215,525	100,648	84,026	130,291	104,196	179,403
	金額	882,419,575	104,777,017	90,605,002	82,955,351	79,477,730	93,002,546	95,614,982	102,145,446	51,196,000	42,565,419	48,111,124	37,029,401	54,939,557
ミニトマト	数量	168,380	16,492	19,944	12,697	12,593	16,685	20,827	12,899	10,024	11,610	8,898	10,307	15,404
	金額	126,378,498	12,435,458	11,207,325	8,786,146	9,168,721	10,784,604	12,073,386	12,351,074	11,485,774	12,049,097	7,515,141	7,912,199	10,609,573
ピーマン	数量	216,884	20,580	19,505	16,176	20,775	35,809	28,275	13,874	12,702	8,678	10,005	10,243	20,262
	金額	95,590,837	11,613,770	9,154,930	6,589,465	9,255,119	6,681,145	8,190,227	7,875,474	7,667,471	4,977,213	6,461,448	6,754,747	10,369,828
パプリカ	数量	143,346	11,589	19,124	14,711	18,069	10,281	10,592	10,355	11,804	11,614	6,715	8,615	9,877
	金額	60,903,122	5,116,872	5,971,671	5,282,720	5,865,851	4,692,497	5,291,924	5,353,539	5,312,372	5,597,491	3,574,476	4,325,022	4,518,687
ししとうがらし	数量	5,441	666	454	401	493	736	612	611	268	396	235	280	289
	金額	9,126,089	1,161,440	867,962	617,765	732,089	862,517	887,019	1,120,848	544,968	1,004,724	449,355	432,810	444,592
とうもろこし	数量	357,913		8,265	109,021	125,825	109,191	5,611						
	金額	87,380,920		2,573,875	28,687,374	26,680,530	28,197,662	1,241,479						
オクラ	数量	137,509	9,375	10,578	24,865	29,443	32,567	14,645	3,385	3,391	1,860	2,077	2,415	2,908
	金額	101,961,964	8,586,647	11,587,515	20,155,187	23,559,211	15,473,701	11,232,744	3,261,777	2,389,169	1,256,321	1,319,442	1,401,333	1,738,917
その他果菜類	数量	75,927	1,465	5,173	9,947	19,416	17,848	7,924	3,208	6,907	2,993	210	490	346
	金額	15,530,775	827,421	1,827,159	2,870,910	3,924,094	2,408,416	1,140,891	677,931	1,114,728	463,555	44,280	77,760	153,630
いんげん	数量	67,580	3,014	3,603	7,853	12,596	11,546	4,961	3,842	4,425	5,734	3,298	3,314	3,394
	金額	51,639,357	3,448,383	3,142,729	4,759,170	7,235,622	5,016,772	4,220,492	4,641,679	4,295,053	5,096,146	3,084,079	3,189,199	3,510,033
豌豆	数量	12,466	1,003	2,560	668	424	198	30	133	530	1,288	2,058	1,264	2,310
	金額	16,157,798	1,543,285	2,197,176	797,265	826,480	472,196	207,036	342,362	944,312	2,113,198	2,168,702	1,795,355	2,750,431
ピース	数量	37,074	1,897	2,525	1,691	569	371	537	470	602	5,099	8,112	5,730	9,471
	金額	32,871,788	2,593,245	2,596,266	1,658,045	859,991	454,055	586,772	499,176	801,482	4,338,794	5,799,915	4,906,751	7,777,296
そらまめ	数量	33,451	5,806	14,165	2,076	224					336	2,772	1,680	6,392
	金額	16,689,974	3,107,241	5,363,610	899,309	95,268					374,331	1,610,060	1,338,339	3,901,816
枝豆	数量	127,809	312	8,291	37,289	39,423	27,910	11,900	1,956	728				
	金額	83,609,209	630,720	8,145,807	24,692,030	25,699,457	15,774,641	6,531,718	1,439,601	695,235				

1—2産地別取扱高(野菜)

単位 上段:数量-kg
下段:金額-円

産地別	総計	4月	5月	6月	7月	8月	9月	10月	11月	12月	1月	2月	3月
総数	数量 41,138,061 金額 9,212,233,531	3,376,557 756,481,458	3,431,198 752,600,788	3,222,393 751,372,815	3,780,017 795,474,757	3,913,765 736,584,831	3,990,374 894,947,151	3,723,089 999,025,417	3,145,130 804,809,122	3,552,709 769,855,043	3,016,551 631,652,993	2,819,188 621,169,992	3,167,090 698,259,164
千葉	数量 7,973,550 金額 1,613,375,155	793,157 157,131,007	1,218,088 200,698,415	1,069,541 201,456,458	537,812 125,580,789	181,808 49,447,790	255,229 77,322,517	489,748 130,625,230	773,655 155,294,709	855,393 151,738,684	648,603 123,691,446	594,087 121,068,620	556,429 119,319,490
北海道	数量 6,611,050 金額 1,009,058,585	381,085 53,004,645	134,095 21,434,253	48,952 17,995,934	132,339 44,684,301	650,977 129,743,648	952,885 173,582,038	977,229 152,855,522	772,013 95,375,258	785,898 88,611,053	548,035 60,759,347	564,813 75,297,819	662,729 95,714,767
青森	数量 495,575 金額 103,510,239	10,970 4,762,904	5,556 2,916,308	53,717 8,453,051	117,809 19,781,363	102,357 15,517,142	110,549 20,974,318	56,716 12,193,682	7,498 4,348,006	6,982 4,138,996	4,122 2,616,176	10,224 3,265,105	9,075 4,543,188
岩手	数量 266,756 金額 62,436,921		2,165 1,733,832	2,340 2,053,052	69,882 13,544,253	63,384 10,561,772	60,950 11,292,867	58,413 12,812,975	3,722 3,081,628	1,400 1,924,993	1,226 1,628,536	1,897 1,984,182	1,377 1,818,831
宮城	数量 7,167 金額 2,018,633		27 20,412	4 2,484	3,480 525,383	1,030 151,308			1,000 493,092	1,596 801,006	15 14,580		15 10,368
秋田	数量 18,585 金額 7,588,917	234 352,672	255 380,700	303 391,791	1,037 722,608	12,183 1,767,074	888 642,492	1,139 805,438	598 506,195	1,192 977,963	210 342,468	207 283,824	339 415,692
山形	数量 14,082 金額 5,658,807		1,475 500,904	1,956 717,270	3,704 1,030,279	4,973 1,690,952	700 348,055	787 897,594	340 367,157	145 101,412			2 5,184
福島	数量 689,135 金額 273,145,987	10,331 13,544,325	30,897 32,457,874	60,503 25,621,721	170,634 64,688,314	217,716 54,842,385	144,564 49,331,692	39,001 19,564,675	9,800 5,805,559	2,318 2,689,013	1,330 1,796,462	1,254 1,620,638	787 1,183,329
茨城	数量 3,737,372 金額 1,038,663,612	310,782 79,491,655	326,172 79,165,028	310,678 101,070,611	315,780 94,053,890	207,906 60,468,518	185,762 74,132,818	280,007 105,344,300	421,520 118,423,131	448,302 102,787,085	341,169 75,067,019	312,649 74,655,655	276,645 74,003,902
栃木	数量 71,771 金額 31,804,215	2,454 2,078,487	2,410 1,902,625	13,660 5,174,664	15,401 6,180,994	6,415 4,090,041	2,430 2,617,893	2,483 1,946,106	1,095 569,430	539 292,437	2,022 767,262	2,291 876,854	20,571 5,307,422
群馬	数量 6,416,669 金額 1,184,899,134	129,580 52,469,829	223,521 65,357,729	524,362 99,430,414	1,283,002 173,042,419	1,574,360 217,607,841	1,310,217 209,187,060	961,170 219,368,374	194,967 70,154,950	75,140 26,705,757	39,347 14,351,316	42,508 15,585,690	58,495 21,637,755
埼玉	数量 2,672,731 金額 876,556,120	350,631 110,356,642	317,694 97,542,201	268,121 73,797,419	141,533 44,130,073	73,282 18,293,765	112,868 42,033,533	210,921 104,079,974	216,248 94,512,918	227,017 79,404,911	190,360 57,336,810	268,045 75,098,788	296,011 79,969,086
東京	数量 67,876 金額 23,846,988	7,734 2,574,629	7,924 2,292,264	6,299 2,192,212	4,026 1,325,793	4,567 1,283,706	5,157 2,802,304	4,173 2,408,067	4,826 1,896,362	4,629 2,057,289	4,413 1,440,857	5,343 1,436,633	8,785 2,136,872
神奈川	数量 1,559,879 金額 174,756,742	235,340 28,367,534	129,770 13,668,750	21,695 6,950,610	36,315 7,747,682	3,265 291,762	1,615 136,613	61 6,048	112,882 12,649,646	201,916 19,472,642	280,991 29,005,282	271,811 28,269,263	264,218 28,190,910
新潟	数量 151,304 金額 42,064,806	12,466 3,113,288	11,502 2,770,923	7,602 2,196,817	11,130 2,357,479	12,696 2,311,290	18,257 5,392,903	15,591 5,317,457	14,238 5,823,074	12,143 3,906,664	10,521 3,239,182	12,339 3,097,441	12,819 2,538,288
富山	数量 6,095 金額 1,146,015			50 28,620	5,820 1,053,648	180 42,525						12 6,264	33 14,958
山梨	数量 7,159 金額 2,580,338		1,325 609,323	4,300 1,367,084	820 264,708	24 8,208	523 229,062	147 95,473	20 6,480				
長野	数量 4,712,198 金額 1,255,909,936	193,104 56,414,116	313,017 74,388,742	401,683 86,929,794	649,056 116,911,560	681,797 127,926,812	772,408 195,477,241	561,595 189,262,029	353,059 132,583,209	246,396 96,357,880	204,843 74,718,519	169,920 58,818,553	165,320 46,121,481
岐阜	数量 2,441 金額 1,127,065	340 353,160					441 370,612				600 244,620	240 82,101	820 76,572
静岡	数量 128,773 金額 38,553,346	31,424 9,227,570	9,838 2,967,700	15,194 3,719,349	12,840 2,889,060	2,296 937,447	1,582 1,324,218	902 1,240,637	3,036 2,214,766	8,928 3,667,362	19,380 4,688,495	15,605 3,626,347	7,748 2,050,395
愛知	数量 1,500,156 金額 276,654,742	148,530 25,120,804	37,284 11,114,108	30,512 9,699,677	19,351 8,193,509	6,881 4,405,733	5,363 3,867,171	6,304 6,294,085	119,904 26,760,496	323,633 51,784,927	306,058 45,138,715	217,354 38,534,973	278,982 45,740,544
三重	数量 528 金額 169,561										528 169,561		

1—2産地別取扱高(野菜)

単位 上段:数量-kg
下段:金額-円

産地別	総計	4月	5月	6月	7月	8月	9月	10月	11月	12月	1月	2月	3月
滋賀	数量 120 金額 87,480							120 87,480					
京都	数量 20 金額 9,072									20 9,072			
大阪	数量 1,160 金額 218,138			100 19,764	1,060 198,374								
兵庫	数量 170,255 金額 26,114,000	4,406 1,173,306	12,480 737,991	8,180 1,089,952	86,910 12,956,049	39,920 6,089,276				1,331 400,658	1,709 476,624	3,391 737,726	11,928 2,452,418
奈良	数量 240 金額 36,547							240 36,547					
和歌山	数量 53,753 金額 13,402,167		1,595 486,648	32,912 8,369,722	12,000 2,959,545	4,172 970,812			2,000 281,988	1,074 333,452			
鳥取	数量 1,750 金額 1,463,940		680 537,408	1,070 926,532									
島根	数量 60 金額 49,896					60 49,896							
広島	数量 18 金額 12,150		3 1,620	15 10,530									
山口	数量 30 金額 52,380												30 52,380
徳島	数量 235,291 金額 43,422,129	91,103 17,150,409	45,679 11,042,832	163 70,200	20 16,632	2,616 363,636	13,382 362,016	4,970 174,636	2,457 239,220	500 249,696	270 95,256	3,036 248,616	71,095 13,408,980
香川	数量 55,264 金額 14,148,945		2,522 1,239,768	3,906 753,840	3,302 690,503	335 106,812			965 221,486	20,228 5,033,623	22,697 5,163,799	1,047 574,938	262 364,176
愛媛	数量 55,610 金額 9,385,798		103 90,114	17,412 2,026,058	28,680 5,208,105	9,415 2,061,521							
高知	数量 252,040 金額 147,847,741	19,627 11,791,657	5,320 7,093,258	5,923 7,349,986	4,456 5,542,642	3,076 4,208,423	3,614 3,519,816	20,853 12,460,560	25,998 14,124,716	28,798 18,203,543	45,997 22,448,173	42,128 19,725,387	46,250 21,379,580
福岡	数量 110,022 金額 51,874,449	14,193 7,866,796	33,171 9,138,662	18,462 6,231,763	570 639,461	489 737,883	400 568,161	1,518 1,173,258	6,706 5,058,201	5,831 3,946,391	8,623 4,754,439	10,525 6,312,553	9,534 5,446,881
佐賀	数量 536,820 金額 41,661,084	242,731 14,328,085	167,697 10,816,058	86,290 11,337,272	33,530 3,329,124	3,370 599,184		47 15,228		55 19,440	100 34,560		3,000 1,182,133
長崎	数量 694,762 金額 133,368,555	80,646 8,970,731	130,768 29,476,722	96,399 19,265,205	16,860 2,833,235	260 529,200	200 271,286	-168 230,688	5,347 1,019,142	106,639 18,779,377	124,514 21,264,277	64,195 15,483,875	69,102 15,244,817
熊本	数量 648,538 金額 243,130,460	97,223 35,587,203	111,080 29,865,283	38,054 11,163,898	1,503 442,698	1,002 83,343	676 232,200	3,361 2,243,579	36,778 23,551,507	73,621 37,226,237	103,614 39,181,298	76,727 28,240,015	104,899 35,313,199
大分	数量 2,940 金額 425,304				2,600 375,840	340 49,464							
宮崎	数量 140,072 金額 66,016,828	10,445 3,917,926	13,722 5,831,888	5,390 3,313,585	2,379 1,505,843	901 446,040	1,316 645,486	561 520,057	11,642 6,453,349	25,454 13,706,790	22,936 11,279,180	24,471 10,689,880	20,855 7,706,804
鹿児島	数量 415,995 金額 206,923,226	99,594 36,872,330	34,247 16,337,263	24,905 19,631,966	31,704 23,199,188	31,257 15,091,015	14,160 10,870,432	2,806 3,100,441	5,832 5,516,173	10,511 10,086,402	20,250 12,671,283	24,079 13,808,678	116,650 39,738,055
沖縄	数量 21,855 金額 16,441,790	2,564 2,861,498	698 407,430	1,287 528,913	574 331,911	940 306,855			253 211,789	1,903 1,554,174	3,574 2,497,377	4,008 3,108,946	6,054 4,632,897
輸入	数量 630,594 金額 170,615,588	95,863 17,598,250	98,318 17,555,988	39,493 9,855,987	23,158 6,735,876	7,515 3,501,752	14,238 7,412,347	22,394 13,865,277	36,731 17,265,485	73,177 22,886,114	58,494 14,770,074	74,982 18,630,628	86,231 20,537,810

1-3-1 取扱高の順位(品種別、産地別)

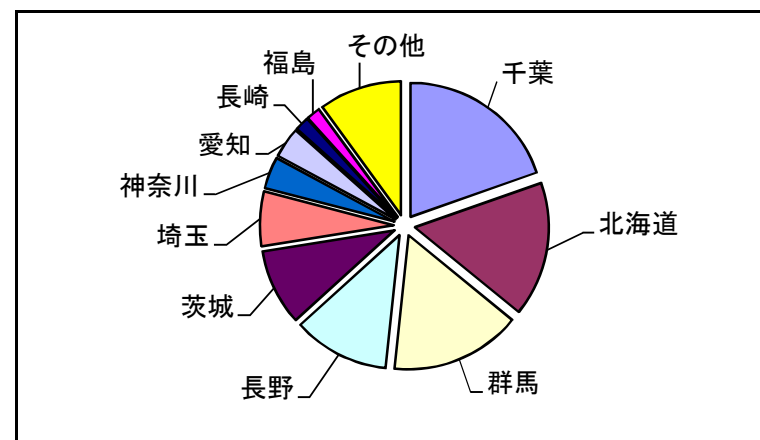
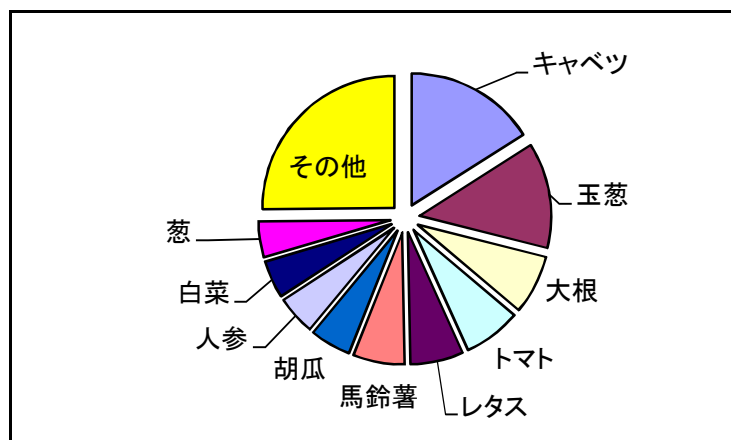
単位 数量—kg
金額—円

野菜品種別

順位	品目	数量	比率	金額	比率	kg当り単価
	総計	41,138,061	100.0%	9,212,233,531	100.0%	223.9
1	キャベツ	6,579,929	16.0%	705,265,788	7.7%	107.2
2	玉葱	5,314,167	12.9%	523,368,269	5.7%	98.5
3	大根	2,989,155	7.3%	287,203,484	3.1%	96.1
4	トマト	2,903,753	7.1%	882,419,575	9.6%	303.9
5	レタス	2,653,524	6.5%	488,276,455	5.3%	184.0
6	馬鈴薯	2,604,394	6.3%	497,263,057	5.4%	190.9
7	胡瓜	2,056,412	5.0%	672,145,136	7.3%	326.9
8	人参	1,973,183	4.8%	335,539,991	3.6%	170.1
9	白菜	1,906,932	4.6%	220,565,629	2.4%	115.7
10	葱	1,823,031	4.4%	578,252,485	6.3%	317.2
11	えのき茸	952,091	2.3%	243,004,103	2.6%	255.2
12	ブロッコリー	897,407	2.2%	378,074,131	4.1%	421.3
13	南瓜	845,052	2.1%	177,029,845	1.9%	209.5
14	茄子	839,627	2.0%	333,509,709	3.6%	397.2
15	しめじ茸	745,113	1.8%	288,270,271	3.1%	386.9
16	ほうれん草	710,236	1.7%	316,534,891	3.4%	445.7
17	甘藷	679,884	1.7%	131,744,193	1.4%	193.8
18	小松菜	662,787	1.6%	188,335,676	2.0%	284.2
19	とうもろこし	357,913	0.9%	87,380,920	0.9%	244.1
20	蓮根	316,844	0.8%	180,508,895	2.0%	569.7
	その他	3,326,627	8.1%	1,697,541,028	18.4%	510.3

野菜産地別

順位	県名	数量	比率	金額	比率	kg当り単価
	総計	41,138,061	100.0%	9,212,233,531	100.0%	223.9
1	千葉	7,973,550	19.4%	1,613,375,155	17.5%	202.3
2	北海道	6,611,050	16.1%	1,009,058,585	11.0%	152.6
3	群馬	6,416,669	15.6%	1,184,899,134	12.9%	184.7
4	長野	4,712,198	11.5%	1,255,909,936	13.6%	266.5
5	茨城	3,737,372	9.1%	1,038,663,612	11.3%	277.9
6	埼玉	2,672,731	6.5%	876,556,120	9.5%	328.0
7	神奈川	1,559,879	3.8%	174,756,742	1.9%	112.0
8	愛知	1,500,156	3.6%	276,654,742	3.0%	184.4
9	長崎	694,762	1.7%	133,368,555	1.4%	192.0
10	福島	689,135	1.7%	273,145,987	3.0%	396.4
11	熊本	648,538	1.6%	243,130,460	2.6%	374.9
12	輸入	630,594	1.5%	170,615,588	1.9%	270.6
13	佐賀	536,820	1.3%	41,661,084	0.5%	77.6
14	青森	495,575	1.2%	103,510,239	1.1%	208.9
15	鹿児島	415,995	1.0%	206,923,226	2.2%	497.4
16	岩手	266,756	0.6%	62,436,921	0.7%	234.1
17	高知	252,040	0.6%	147,847,741	1.6%	586.6
18	徳島	235,291	0.6%	43,422,129	0.5%	184.5
19	兵庫	170,255	0.4%	26,114,000	0.3%	153.4
20	新潟	151,304	0.4%	42,064,806	0.5%	278.0
	その他	268,845	0.7%	104,570,174	1.1%	389.0



※順位は取扱数量順

1-3-2 主要品種別・産地別取扱高(野菜)

※取扱数量上位12品目
 単位 上段:数量—kg
 下段:金額—円

品種別	総計	4月	5月	6月	7月	8月	9月	10月	11月	12月	1月	2月	3月
キャベツ	6,579,929	426,935	405,555	320,560	902,283	973,870	959,160	743,440	294,130	415,592	422,354	325,073	390,977
	705,265,788	47,558,910	39,275,776	29,280,946	67,918,702	75,665,090	91,755,047	112,402,372	50,937,494	47,989,237	47,115,057	44,816,791	50,550,366
群馬	3,598,540			136,280	849,090	968,170	936,650	669,820	38,520	10			
	346,308,620			12,800,929	64,954,642	75,013,730	89,393,472	97,739,871	6,922,756	-516,780			
愛知	1,248,960	122,050	17,250		30				102,530	294,530	276,130	190,610	245,830
	162,537,756	13,427,316	2,183,274		1,134				17,380,232	36,059,324	32,006,973	28,519,095	32,960,408
千葉	770,166	68,005	218,695	150,080	35,750			37,890	117,370	67,522	21,474	18,363	35,017
	77,453,217	5,726,376	19,756,116	12,588,615	1,524,636			7,194,949	19,620,781	5,433,335	1,469,174	1,509,937	2,629,298
神奈川	751,040	225,570	129,090						16,920	44,750	117,960	111,050	105,700
	91,119,406	27,400,710	13,352,364						2,401,477	6,081,318	13,051,390	14,238,579	14,593,568
茨城	114,930	4,200	30,500	34,170	2,500			9,230	16,420	8,200	5,540	4,150	20
	16,126,128	314,280	3,334,554	3,891,402	183,168			2,412,288	4,162,428	880,200	482,328	463,320	2,160
その他	96,293	7,110	10,020	30	14,913	5,700	22,510	26,500	2,370	580	1,250	900	4,410
	11,720,661	690,228	649,468	0	1,255,122	651,360	2,361,575	5,055,264	449,820	51,840	105,192	85,860	364,932
玉葱	5,314,167	570,980	404,125	293,035	304,775	306,240	527,311	532,638	461,348	578,255	438,117	403,599	493,744
	523,368,269	38,560,812	32,058,604	39,561,772	47,125,994	51,069,122	62,132,473	43,733,367	34,219,542	43,240,443	37,058,430	36,843,519	57,764,191
北海道	3,867,166	235,990	72,815	4,840	1,940	218,460	519,747	530,325	460,008	577,980	421,325	381,597	442,139
	357,022,420	18,543,921	6,700,427	496,508	207,900	36,197,580	61,145,299	43,235,233	34,009,698	43,189,467	33,419,209	32,375,134	47,502,044
佐賀	533,850	241,600	166,840	85,750	33,530	3,320				55	50		2,705
	39,021,245	13,299,234	10,364,103	10,797,727	3,329,124	553,284				19,440	16,200		642,133
群馬	185,180		24,560	68,070	87,870	4,680							
	28,344,092		3,006,180	10,147,856	14,237,846	952,210							
兵庫	149,590	2,000	12,480	8,180	86,910	39,920				100			
	21,011,076	114,048	737,991	1,089,952	12,956,049	6,089,276				23,760			
千葉	145,994	12,190	105,120	21,260	2,880	4,520	24						
	13,358,291	1,295,373	8,930,627	2,592,624	90,558	446,085	3,024						
その他	432,387	79,200	22,310	104,935	91,645	35,340	7,540	2,313	1,340	120	16,742	22,002	48,900
	64,611,145	5,308,236	2,319,276	14,437,105	16,304,517	6,830,687	984,150	498,134	209,844	7,776	3,623,021	4,468,385	9,620,014
大根	2,989,155	288,820	336,330	163,045	157,685	155,376	170,525	278,398	392,260	336,427	271,483	219,211	219,595
	287,203,484	25,948,902	28,547,980	13,409,278	18,011,701	17,697,918	22,186,434	32,432,580	42,181,153	27,580,719	20,679,751	19,171,423	19,355,645
千葉	1,507,212	272,575	332,115	72,530	2,610			170,388	280,322	171,127	101,492	51,903	52,150
	134,299,539	24,506,770	28,229,812	4,982,191	337,532			16,481,426	30,092,071	13,308,352	6,994,294	4,526,273	4,840,818
神奈川	743,580	9,770		710	4,125				93,920	155,760	160,725	160,215	158,355
	64,738,625	966,824		69,120	292,485				9,875,893	13,231,160	12,772,911	13,951,682	13,578,550
青森	315,505		600	45,545	73,460	80,880	78,295	36,725					
	39,079,107		61,560	4,530,284	9,286,361	9,136,073	10,762,712	5,302,117					
岩手	196,870			410	59,140	37,610	47,680	51,560	470				
	25,160,820			61,992	6,040,430	4,256,990	6,600,304	8,146,564	54,540				
長野	67,109			2,625	3,725	19,600	29,370	9,085	2,500	34	10	130	30
	7,190,772			265,896	481,248	2,060,315	3,082,369	910,308	333,180	12,528	3,240	35,208	6,480
その他	158,879	6,475	3,615	41,225	14,625	17,286	15,180	10,640	15,048	9,506	9,256	6,963	9,060
	16,734,621	475,308	256,608	3,499,795	1,573,645	2,244,540	1,741,049	1,592,165	1,825,469	1,028,679	909,306	658,260	929,797

1-3-2 主要品種別・産地別取扱高(野菜)

※取扱数量上位12品目
 単位 上段:数量-kg
 下段:金額-円

品種別	総計	4月	5月	6月	7月	8月	9月	10月	11月	12月	1月	2月	3月
トマト	2,903,753	310,724	373,090	339,452	304,435	416,831	345,132	215,525	100,648	84,026	130,291	104,196	179,403
	882,419,575	104,777,017	90,605,002	82,955,351	79,477,730	93,002,546	95,614,982	102,145,446	51,196,000	42,565,419	48,111,124	37,029,401	54,939,557
群馬	1,189,950	47,851	52,870	45,079	150,455	397,377	261,828	139,259	46,449	6,705	11,710	14,237	16,130
	346,348,672	15,892,040	11,393,515	9,943,431	41,790,857	87,698,670	73,605,199	68,382,971	21,157,103	3,450,878	4,247,204	4,526,989	4,259,815
千葉	969,911	155,570	200,443	263,144	131,218	8,610	71,304	63,131	18,192	4,230	1,021	2,574	50,474
	266,395,466	50,375,882	46,437,304	63,452,163	31,831,512	1,996,946	18,464,289	27,690,789	8,594,923	2,152,674	435,185	855,469	14,108,330
熊本	569,503	91,241	99,523	18,778	522			2,300	30,241	63,742	98,287	69,736	95,133
	201,525,934	30,807,887	25,388,836	4,890,050	195,501			1,171,865	18,271,766	32,103,619	35,718,638	23,687,198	29,290,574
長野	62,318	7,854	7,493	2,796	2,100	5,930	6,992	6,948	2,785	6,248	6,252	4,060	2,860
	22,899,348	3,017,771	1,902,566	695,705	1,006,814	1,600,806	2,271,863	3,363,503	1,457,159	2,828,558	2,304,910	1,516,252	933,441
福岡	40,218	5,994	8,811	6,588	162					589	5,154	6,541	6,379
	21,875,161	3,733,258	4,324,089	3,182,805	41,492					426,498	2,682,524	3,893,600	3,590,895
その他	71,853	2,214	3,950	3,067	19,978	4,914	5,008	3,887	2,981	2,512	7,867	7,048	8,427
	23,374,994	950,179	1,158,692	791,197	4,611,554	1,706,124	1,273,631	1,536,318	1,715,049	1,603,192	2,722,663	2,549,893	2,756,502
レタス	2,653,524	134,807	239,185	317,252	440,754	430,784	370,639	115,767	81,390	152,097	122,848	143,401	104,600
	488,276,455	28,939,986	36,865,473	40,751,187	52,458,440	59,676,001	79,768,189	51,783,947	26,197,714	33,112,609	26,218,772	30,961,157	21,542,980
長野	1,685,166	51,972	182,126	185,870	397,266	417,900	365,774	83,032	754	458	14		
	281,847,730	8,829,167	29,207,847	22,567,329	46,927,986	58,183,657	78,624,536	37,493,406	272,786	0	-258,984		
埼玉	350,074	42,532	5,200				64	14,836	26,092	44,530	41,468	105,508	69,844
	82,732,175	9,126,135	530,593				19,332	7,026,193	8,782,636	9,727,011	10,157,264	23,306,285	14,056,726
群馬	231,826	1,012	46,778	128,862	41,260	10,380	3,120	414					
	30,798,897	90,612	5,996,626	17,759,979	5,113,412	987,984	653,724	196,560					
茨城	155,070	35,246	2,494	600	600	1,050	760	15,896	41,010	24,180	10,584	2,344	20,306
	44,756,447	9,792,364	719,527	134,784	134,784	235,872	220,104	6,515,908	14,016,876	5,769,788	1,835,405	750,816	4,630,219
長崎	84,546	80						50	4,050	35,308	20,886	21,150	3,022
	11,481,948	21,600						22,680	579,366	4,969,116	2,611,548	3,029,562	248,076
その他	146,842	3,965	2,587	1,920	1,628	1,454	921	1,539	9,484	47,621	49,896	14,399	11,428
	36,659,258	1,080,108	410,880	289,095	282,258	268,488	250,493	529,200	2,546,050	12,646,694	11,873,539	3,874,494	2,607,959
馬鈴薯	2,604,394	217,130	199,938	209,521	168,352	174,350	193,783	222,947	242,820	241,457	224,000	209,456	300,640
	497,263,057	53,330,832	43,557,881	38,537,244	26,232,934	24,296,054	32,959,795	35,749,207	40,948,278	45,332,064	42,755,648	48,539,142	65,023,978
北海道	1,590,585	122,340	46,010		14,920	120,690	172,680	211,118	241,004	174,847	119,440	168,216	199,320
	292,502,363	26,454,432	8,976,768		2,426,775	16,192,923	28,930,110	33,873,733	40,730,010	34,179,598	24,341,389	36,515,133	39,881,492
長崎	417,440	9,940	115,620	75,620	14,890	260	210	-230	1,050	63,610	100,140	28,280	8,050
	85,475,464	2,858,365	26,473,368	14,509,805	2,415,123	529,200	271,286	193,752	112,590	10,479,734	17,439,996	8,194,677	1,997,568
鹿児島	218,580	84,850	24,130						700		3,020	12,610	93,270
	56,397,585	24,018,035	4,727,767						93,150		682,663	3,731,052	23,144,918
千葉	211,654		6,038	93,621	84,392	19,395	3,048	3,394	66	1,700			
	34,387,172		1,199,664	15,656,804	13,385,058	3,352,276	389,828	12,366	12,528	378,648			
茨城	46,650			8,670	29,730	8,250							
	6,862,350			1,512,642	4,210,304	1,139,404							
その他	119,485		8,140	31,610	24,420	25,755	17,845	8,665		1,300	1,400	350	
	21,638,123		2,180,314	6,857,993	3,795,674	3,082,251	3,368,571	1,669,356		294,084	291,600	98,280	

1-3-2 主要品種別・産地別取扱高(野菜)

※取扱数量上位12品目
 単位 上段:数量—kg
 下段:金額—円

品種別	総計	4月	5月	6月	7月	8月	9月	10月	11月	12月	1月	2月	3月
胡瓜	2,056,412	223,102	241,975	247,520	199,685	214,871	231,584	216,175	144,933	64,977	57,740	74,293	139,557
	672,145,136	61,256,872	65,411,839	65,471,485	67,075,545	47,908,089	74,955,261	106,633,440	66,698,578	30,563,865	22,254,701	22,665,720	41,249,741
埼玉	966,817	172,812	192,592	161,455	36,559	622	68,775	126,959	86,679	23,612		13,356	83,396
	328,820,419	48,511,774	53,008,810	42,027,317	12,255,118	125,820	24,462,184	66,713,104	40,610,275	10,421,273		4,094,915	26,589,829
福島	561,631	345	4,405	52,240	144,125	189,439	132,262	32,565	6,250				
	165,861,049	100,602	1,554,930	16,737,382	49,626,498	42,391,571	39,470,824	13,344,258	2,634,984				
千葉	292,907	36,125	38,273	29,888	9,938	1,373	10,057	32,681	22,159	20,440	26,965	33,392	31,616
	89,298,852	8,859,051	8,755,686	5,292,971	1,726,290	120,678	3,152,664	14,293,017	10,225,300	9,781,440	9,669,724	9,521,443	7,900,588
群馬	88,960	9,155	3,505	1,045	5	35	16,155	23,910	20,910	705	1,300	400	11,835
	37,003,246	2,569,365	1,123,005	320,543	0	4,536	6,456,409	12,262,001	9,720,871	346,722	564,017	130,680	3,505,097
宮崎	65,120								6,045	17,560	14,740	15,555	11,220
	24,951,160								2,421,067	8,688,297	6,029,318	5,016,025	2,796,453
その他	80,977	4,665	3,200	2,892	9,058	23,402	4,335	60	2,890	2,660	14,735	11,590	1,490
	26,210,410	1,216,080	969,408	1,093,272	3,467,639	5,265,484	1,413,180	21,060	1,086,081	1,326,133	5,991,642	3,902,657	457,774
人参	1,973,183	101,723	152,294	247,775	116,404	126,004	100,235	117,688	149,835	297,156	205,652	191,677	166,740
	335,539,991	19,084,397	27,764,872	27,871,932	15,146,050	21,685,084	34,226,096	36,258,335	30,665,526	36,059,591	28,267,308	28,188,769	30,322,031
千葉	1,316,562	1,339	107,800	247,770	64,901	30	10	7	115,140	294,156	204,042	189,977	91,390
	182,204,758	169,992	18,049,239	27,868,962	5,903,290	0	0	1,620	22,072,348	35,560,307	28,098,828	27,988,537	16,491,635
北海道	373,830				14,800	124,570	97,830	109,670	26,960				
	100,647,814				2,726,352	21,512,662	34,013,390	35,067,376	7,328,034				
徳島	200,830	91,080	39,150										70,600
	39,504,874	17,111,097	9,178,657										13,215,120
青森	38,316	4	4	5	36,703	1,374	75	1	150				
	6,730,086	2,376	2,376	2,970	6,516,408	169,992	2,970	594	32,400				
長野	17,550	4,290					1,010	6,890	5,360				
	2,703,531	600,620					109,944	1,099,699	893,268				
その他	26,095	5,010	5,340			30	1,310	1,120	2,225	3,000	1,610	1,700	4,750
	3,748,928	1,200,312	534,600			2,430	99,792	89,046	339,476	499,284	168,480	200,232	615,276
白菜	1,906,932	139,155	116,615	72,053	61,735	61,750	115,715	247,338	293,981	264,372	204,595	191,688	137,935
	220,565,629	15,043,377	8,165,719	6,592,664	4,213,738	4,824,495	13,719,219	39,567,624	40,038,337	25,771,022	21,769,143	22,410,311	18,449,980
茨城	1,273,496	133,955	112,470	28,955	9,645	12,975	9,080	31,495	187,665	247,586	193,835	180,705	125,130
	139,133,937	14,436,795	7,804,189	2,530,834	1,062,487	1,429,318	1,016,450	4,400,734	24,434,861	24,262,932	20,641,515	20,825,138	16,288,684
長野	404,386		2,245	35,253	37,060	29,815	85,035	143,068	71,910				
	55,110,064		192,402	3,331,986	2,299,822	1,991,356	10,349,247	25,232,647	11,712,604				
群馬	171,549		1,900	7,345	13,030	730	19,590	66,680	30,765	15,731	8,125	7,153	500
	19,143,513		169,128	655,324	712,048	20,952	2,128,126	8,725,929	3,380,464	1,436,270	878,148	940,248	96,876
北海道	28,310				2,000	18,230	1,010	6,070	1,000				
	3,007,628				139,381	1,382,869	106,056	1,204,686	174,636				
兵庫	12,685										500	2,520	9,665
	2,187,432										70,200	475,578	1,641,654
その他	16,506	5,200		500			1,000	25	2,641	1,055	2,135	1,310	2,640
	1,983,055	606,582		74,520			119,340	3,628	335,772	71,820	179,280	169,347	422,766

1-3-2 主要品種別・産地別取扱高(野菜)

※取扱数量上位12品目
 単位 上段:数量—kg
 下段:金額—円

品種別	総計	4月	5月	6月	7月	8月	9月	10月	11月	12月	1月	2月	3月
葱	1,823,031	152,922	128,848	128,811	142,910	133,463	121,040	164,897	148,695	172,785	188,614	162,145	177,901
	578,252,485	46,569,818	50,338,920	52,008,241	46,056,213	36,136,525	43,517,352	60,041,208	49,937,327	48,455,680	50,405,368	44,331,153	50,454,680
千葉	697,664	92,160	57,555	32,924	45,959	30,340	17,091	17,116	41,245	76,098	89,462	94,486	103,228
	177,080,191	23,086,235	17,840,012	8,925,698	12,592,658	6,779,035	4,606,660	5,548,823	11,044,365	16,564,072	21,089,650	23,095,368	25,907,615
茨城	527,899	4,605	47,525	93,478	93,323	81,364	36,485	62,709	46,670	27,380	21,260	960	12,140
	180,927,423	1,758,445	22,110,099	41,145,882	30,561,912	20,363,167	11,958,201	19,615,006	15,354,778	8,304,889	5,433,074	275,778	4,046,192
埼玉	355,600	54,356	21,737	820	68			6,426	23,164	53,994	70,966	64,775	59,294
	118,491,943	20,338,197	8,495,876	414,612	48,492			2,169,150	8,939,022	18,554,226	21,039,706	19,642,433	18,850,229
長野	106,018	414	528	699	720	4,476	20,584	33,580	31,754	9,302	3,153	361	447
	37,847,670	250,896	394,560	534,122	640,349	1,747,050	6,998,860	12,622,418	11,487,393	2,034,628	681,544	230,686	225,164
北海道	89,801				1,349	7,179	37,510	41,393	2,370				
	36,944,892				884,000	2,911,631	14,936,678	17,461,271	751,312				
その他	46,049	1,387	1,503	890	1,491	10,104	9,370	3,673	3,492	6,011	3,773	1,563	2,792
	26,960,366	1,136,045	1,498,373	987,927	1,328,802	4,335,642	5,016,953	2,624,540	2,360,457	2,997,865	2,161,394	1,086,888	1,425,480
えのき茸	952,091	61,957	51,158	45,064	45,667	47,584	66,847	111,141	116,138	122,311	105,915	95,038	83,271
	243,004,103	12,139,290	9,978,835	9,758,123	8,548,196	7,668,000	16,640,888	31,338,388	38,477,822	38,420,448	32,026,248	22,962,453	15,045,412
長野	839,475	51,941	41,918	39,430	37,316	39,783	56,008	100,569	104,888	112,100	97,931	84,964	72,627
	224,275,651	10,652,618	8,701,399	8,795,195	7,613,780	7,041,844	14,861,696	29,091,287	35,213,358	36,388,023	30,435,462	21,417,621	14,063,368
新潟	112,544	10,016	9,240	5,634	8,351	7,801	10,839	10,572	11,250	10,211	7,984	10,002	10,644
	18,705,124	1,486,672	1,277,436	962,928	934,416	626,156	1,779,192	2,247,101	3,264,464	2,032,425	1,590,786	1,521,504	982,044
茨城	72											72	
	23,328											23,328	
ブロッコリー	897,407	68,249	84,945	50,849	83,295	82,335	59,539	64,307	75,981	84,953	66,612	87,655	88,687
	378,074,131	29,487,053	32,861,805	25,003,526	38,745,175	36,328,255	36,879,934	36,875,739	37,447,160	34,009,775	23,456,703	26,679,741	20,299,265
埼玉	486,542	60,988	72,744	5,168			40	34,832	60,622	68,048	50,040	67,521	66,539
	187,590,405	26,031,384	28,439,691	981,571			16,200	16,744,315	29,777,430	28,948,514	18,675,408	21,992,510	15,983,382
北海道	174,116			19,904	60,983	62,332	25,056	5,841					
	72,693,294			8,315,988	25,940,920	23,358,302	11,610,253	3,467,831					
長野	124,331			20,669	22,312	20,003	33,633	20,593	6,566	555			
	85,044,226			13,674,007	12,804,255	12,969,953	24,793,751	15,629,915	4,833,333	339,012			
愛知	64,926	3,635	2,625					1,275	4,280	11,956	12,635	12,625	15,895
	17,375,304	1,595,105	798,228					463,903	1,610,188	3,428,398	3,632,060	3,118,897	2,728,525
千葉	21,127	76	148	38				653	4,501	3,789	3,156	6,396	2,370
	5,132,730	28,281	37,195	6,686				252,795	1,219,243	1,050,896	822,389	1,356,398	358,847
その他	26,365	3,550	9,428	5,070			810	1,113	12	605	781	1,113	3,883
	10,238,172	1,832,283	3,586,691	2,025,274			459,730	316,980	6,966	242,955	326,846	211,936	1,228,511

1-3-3 主要産地別・品種別取扱高(野菜)

※取扱数量上位6位産地
 単位 上段:数量—kg
 下段:金額—円

産地別	総計	4月	5月	6月	7月	8月	9月	10月	11月	12月	1月	2月	3月
干菜	7,973,550	793,157	1,218,088	1,069,541	537,812	181,808	255,229	489,748	773,655	855,393	648,603	594,087	556,429
	1,613,375,155	157,131,007	200,698,415	201,456,458	125,580,789	49,447,790	77,322,517	130,625,230	155,294,709	151,738,684	123,691,446	121,068,620	119,319,490
大根	1,507,212	272,575	332,115	72,530	2,610			170,388	280,322	171,127	101,492	51,903	52,150
	134,299,539	24,506,770	28,229,812	4,982,191	337,532			16,481,426	30,092,071	13,308,352	6,994,294	4,526,273	4,840,818
人参	1,316,562	1,339	107,800	247,770	64,901	30	10	7	115,140	294,156	204,042	189,977	91,390
	182,204,758	169,992	18,049,239	27,868,962	5,903,290	0	0	1,620	22,072,348	35,560,307	28,098,828	27,988,537	16,491,635
トマト	969,911	155,570	200,443	263,144	131,218	8,610	71,304	63,131	18,192	4,230	1,021	2,574	50,474
	266,395,466	50,375,882	46,437,304	63,452,163	31,831,512	1,996,946	18,464,289	27,690,789	8,594,923	2,152,674	435,185	855,469	14,108,330
キャベツ	770,166	68,005	218,695	150,080	35,750			37,890	117,370	67,522	21,474	18,363	35,017
	77,453,217	5,726,376	19,756,116	12,588,615	1,524,636			7,194,949	19,620,781	5,433,335	1,469,174	1,509,937	2,629,298
葱	697,664	92,160	57,555	32,924	45,959	30,340	17,091	17,116	41,245	76,098	89,462	94,486	103,228
	177,080,191	23,086,235	17,840,012	8,925,698	12,592,658	6,779,035	4,606,660	5,548,823	11,044,365	16,564,072	21,089,650	23,095,368	25,907,615
その他	2,712,035	203,508	301,480	303,093	257,374	142,828	166,824	201,216	201,386	242,260	231,112	236,784	224,170
	775,941,984	53,265,752	70,385,932	83,638,829	73,391,161	40,671,809	54,251,568	73,707,623	63,870,221	78,719,944	65,604,315	63,093,036	55,341,794
北海道	6,611,050	381,085	134,095	48,952	132,339	650,977	952,885	977,229	772,013	785,898	548,035	564,813	662,729
	1,009,058,585	53,004,645	21,434,253	17,995,934	44,684,301	129,743,648	173,582,038	152,855,522	95,375,258	88,611,053	60,759,347	75,297,819	95,714,767
玉葱	3,867,166	235,990	72,815	4,840	1,940	218,460	519,747	530,325	460,008	577,980	421,325	381,597	442,139
	357,022,420	18,543,921	6,700,427	496,508	207,900	36,197,580	61,145,299	43,235,233	34,009,698	43,189,467	33,419,209	32,375,134	47,502,044
馬鈴薯	1,590,585	122,340	46,010		14,920	120,690	172,680	211,118	241,004	174,847	119,440	168,216	199,320
	292,502,363	26,454,432	8,976,768		2,426,775	16,192,923	28,930,110	33,873,733	40,730,010	34,179,598	24,341,389	36,515,133	39,881,492
人参	373,830				14,800	124,570	97,830	109,670	26,960				
	100,647,814				2,726,352	21,512,662	34,013,390	35,067,376	7,328,034				
長芋	207,670	22,750	15,270	21,320	24,520	21,870	17,700	18,810	8,650	13,990	6,520	15,000	21,270
	83,669,787	8,004,672	5,757,058	8,181,306	9,860,642	8,978,588	7,460,662	7,939,130	3,622,657	6,332,740	2,793,549	6,407,552	8,331,231
南瓜	201,670					38,560	62,990	51,500	30,910	16,960	750		
	43,652,518					8,540,662	12,364,988	9,750,253	8,543,775	4,247,640	205,200		
その他	370,129	5	0	22,792	76,159	126,827	81,938	55,806	4,481	2,121	0	0	0
	131,563,683	1,620	0	9,318,120	29,462,632	38,321,233	29,667,589	22,989,797	1,141,084	661,608	0	0	0
群馬	6,416,669	129,580	223,521	524,362	1,283,002	1,574,360	1,310,217	961,170	194,967	75,140	39,347	42,508	58,495
	1,184,899,134	52,469,829	65,357,729	99,430,414	173,042,419	217,607,841	209,187,060	219,368,374	70,154,950	26,705,757	14,351,316	15,585,690	21,637,755
キャベツ	3,598,540			136,280	849,090	968,170	936,650	669,820	38,520	10			
	346,308,620			12,800,929	64,954,642	75,013,730	89,393,472	97,739,871	6,922,756	-516,780			
トマト	1,189,950	47,851	52,870	45,079	150,455	397,377	261,828	139,259	46,449	6,705	11,710	14,237	16,130
	346,348,672	15,892,040	11,393,515	9,943,431	41,790,857	87,698,670	73,605,199	68,382,971	21,157,103	3,450,878	4,247,204	4,526,989	4,259,815
茄子	266,043	28,230	47,966	48,418	44,556	34,476	26,898	24,573	8,422	16			2,488
	112,696,555	13,106,195	22,161,693	22,561,595	18,328,985	8,696,090	12,200,212	10,608,912	3,689,431	7,344			1,336,098
レタス	231,826	1,012	46,778	128,862	41,260	10,380	3,120	414					
	30,798,897	90,612	5,996,626	17,759,979	5,113,412	987,984	653,724	196,560					
ほうれん草	201,379	25,060	27,920	33,527	13,141	9,339	8,658	10,255	25,104	28,805	6,695	6,255	6,620
	103,810,950	11,969,084	12,499,920	14,142,859	7,582,652	6,047,952	8,111,637	8,520,250	14,793,503	12,560,403	2,858,200	2,223,993	2,500,497
その他	928,931	27,427	47,987	132,196	184,500	154,618	73,063	116,849	76,472	39,604	20,942	22,016	33,257
	244,935,440	11,411,898	13,305,975	22,221,621	35,271,871	39,163,415	25,222,816	33,919,810	23,592,157	11,203,912	7,245,912	8,834,708	13,541,345

1-3-3 主要産地別・品種別取扱高(野菜)

※取扱数量上位6位産地
 単位 上段:数量—kg
 下段:金額—円

産地別	総計	4月	5月	6月	7月	8月	9月	10月	11月	12月	1月	2月	3月
長野	4,712,198 1,255,909,936	193,104 56,414,116	313,017 74,388,742	401,683 86,929,794	649,056 116,911,560	681,797 127,926,812	772,408 195,477,241	561,595 189,262,029	353,059 132,583,209	246,396 96,357,880	204,843 74,718,519	169,920 58,818,553	165,320 46,121,481
レタス	1,685,166 281,847,730	51,972 8,829,167	182,126 29,207,847	185,870 22,567,329	397,266 46,927,986	417,900 58,183,657	365,774 78,624,536	83,032 37,493,406	754 272,786	458 0	14 -258,984		
えのき茸	839,475 224,275,651	51,941 10,652,618	41,918 8,701,399	39,430 8,795,195	37,316 7,613,780	39,783 7,041,844	56,008 14,861,696	100,569 29,091,287	104,888 35,213,358	112,100 36,388,023	97,931 30,435,462	84,964 21,417,621	72,627 14,063,368
しめじ茸	737,611 283,810,573	51,593 18,900,629	48,093 15,418,628	42,315 13,753,216	42,152 11,930,721	46,152 12,409,521	62,252 21,427,398	83,707 33,037,355	85,282 45,256,516	73,188 36,037,524	73,787 28,693,174	61,681 25,642,566	67,409 21,303,325
白菜	404,386 55,110,064		2,245 192,402	35,253 3,331,986	37,060 2,299,822	29,815 1,991,356	85,035 10,349,247	143,068 25,232,647	71,910 11,712,604				
その他きのこ	142,014 72,652,517	12,414 5,601,997	11,510 4,875,685	11,646 4,767,204	11,304 4,392,025	10,465 4,202,326	14,312 6,953,586	14,668 8,552,746	13,605 9,407,325	11,123 6,843,333	11,036 6,539,397	9,879 5,571,444	10,052 4,945,449
その他	903,546 338,213,401	25,184 12,429,705	27,125 15,992,781	87,169 33,714,864	123,958 43,747,226	137,682 44,098,108	189,027 63,260,778	136,551 55,854,588	76,620 30,720,620	49,527 17,089,000	22,075 9,309,470	13,396 6,186,922	15,232 5,809,339
茨城	3,737,372 1,038,663,612	310,782 79,491,655	326,172 79,165,028	310,678 101,070,611	315,780 94,053,890	207,906 60,468,518	185,762 74,132,818	280,007 105,344,300	421,520 118,423,131	448,302 102,787,085	341,169 75,067,019	312,649 74,655,655	276,645 74,003,902
白菜	1,273,496 139,133,937	133,955 14,436,795	112,470 7,804,189	28,955 2,530,834	9,645 1,062,487	12,975 1,429,318	9,080 1,016,450	31,495 4,400,734	187,665 24,434,861	247,586 24,262,932	193,835 20,641,515	180,705 20,825,138	125,130 16,288,684
葱	527,899 180,927,423	4,605 1,758,445	47,525 22,110,099	93,478 41,145,882	93,323 30,561,912	81,364 20,363,167	36,485 11,958,201	62,709 19,615,006	46,670 15,354,778	27,380 8,304,889	21,260 5,433,074	960 275,778	12,140 4,046,192
蓮根	312,276 177,449,824	15,772 10,944,115	11,806 7,649,971	5,608 9,217,260	9,544 8,900,137	23,174 13,545,427	34,616 15,152,444	40,886 18,238,274	37,824 18,008,235	52,132 25,776,557	26,048 14,968,738	28,726 18,824,150	26,140 16,224,516
京菜	214,060 67,578,749	21,700 4,607,863	19,513 3,527,387	18,321 4,488,955	15,486 4,579,205	13,465 2,922,775	19,859 7,854,437	11,957 9,996,194	19,624 8,081,822	18,511 6,906,896	16,155 5,004,209	21,116 5,563,439	18,353 4,045,567
ほうれん草	199,861 89,260,939	17,415 8,538,544	21,785 8,655,669	15,433 5,715,293	4,246 2,023,984	3,760 2,185,164	6,090 5,103,091	13,903 10,221,912	18,216 9,868,952	19,224 7,831,292	19,487 8,295,902	27,116 9,855,034	33,186 10,966,102
その他	1,209,780 384,312,740	117,335 39,205,893	113,073 29,417,713	148,883 37,972,387	183,536 46,926,165	73,168 20,022,667	79,632 33,048,195	119,057 42,872,180	111,521 42,674,483	83,469 29,704,519	64,384 20,723,581	54,026 19,312,116	61,696 22,432,841
埼玉	2,672,731 876,556,120	350,631 110,356,642	317,694 97,542,201	268,121 73,797,419	141,533 44,130,073	73,282 18,293,765	112,868 42,033,533	210,921 104,079,974	216,248 94,512,918	227,017 79,404,911	190,360 57,336,810	268,045 75,098,788	296,011 79,969,086
胡瓜	966,817 328,820,419	172,812 48,511,774	192,592 53,008,810	161,455 42,027,317	36,559 12,255,118	622 125,820	68,775 24,462,184	126,959 66,713,104	86,679 40,610,275	23,612 10,421,273		13,356 4,094,915	83,396 26,589,829
ブロッコリー	486,542 187,590,405	60,988 26,031,384	72,744 28,439,691	5,168 981,571			40 16,200	34,832 16,744,315	60,622 29,777,430	68,048 28,948,514	50,040 18,675,408	67,521 21,992,510	66,539 15,983,382
葱	355,600 118,491,943	54,356 20,338,197	21,737 8,495,876	820 414,612	68 48,492			6,426 2,169,150	23,164 8,939,022	53,994 18,554,226	70,966 21,039,706	64,775 19,642,433	59,294 18,850,229
レタス	350,074 82,732,175	42,532 9,126,135	5,200 530,593				64 19,332	14,836 7,026,193	26,092 8,782,636	44,530 9,727,011	41,468 10,157,264	105,508 23,306,285	69,844 14,056,726
茄子	191,507 62,708,459	1,125 488,268	5,075 1,977,764	16,453 5,973,655	50,474 18,666,616	60,944 14,044,310	36,289 13,867,692	17,902 6,668,258	3,245 1,021,896				
その他	322,191 96,212,719	18,818 5,860,884	20,346 5,089,467	84,225 24,400,264	54,432 13,159,847	11,716 4,123,635	7,700 3,668,125	9,966 4,758,954	16,446 5,381,659	36,833 11,753,887	27,886 7,464,432	16,885 6,062,645	16,938 4,488,920

2-1 品種別取扱高(果物)

単位:上段:数量-kg
下段:金額-円

品種別		総計	4月	5月	6月	7月	8月	9月	10月	11月	12月	1月	2月	3月
総数	数量	4,935,101	307,821	289,125	405,619	524,514	588,123	484,173	355,855	361,835	500,927	368,828	375,290	372,991
	金額	1,558,156,966	110,569,315	101,112,645	120,558,745	157,610,810	178,237,407	151,772,344	126,227,261	101,568,918	147,345,083	118,559,197	124,917,642	119,677,599
ハウスみかん	数量	8,471		419	1,967	3,170	2,050	809	56					
	金額	9,108,361		594,073	2,364,066	3,449,004	2,055,970	612,848	32,400					
極早生みかん	数量	123,179						3,551	77,720	40,578	1,330			
	金額	30,161,136						817,090	19,057,640	10,115,550	170,856			
早生みかん	数量	323,833						160	2,380	114,435	195,467	11,231	160	
	金額	82,370,157						35,640	589,464	29,332,308	46,551,409	4,349,336	1,512,000	
中生みかん	数量	140,511								4,610	114,666	21,165		70
	金額	29,965,782								979,236	25,751,555	2,640,991		594,000
普通みかん	数量	315,237		290			70	2,450	3,000	580	46,003	144,598	106,626	11,620
	金額	84,220,359		122,256			16,200	822,425	888,302	226,585	10,767,187	38,862,867	29,554,618	2,959,919
ネーブル	数量	21,735	1,840				-10					5,340	5,696	8,869
	金額	5,419,038	426,438				75,600					1,487,784	1,447,203	1,982,013
甘夏柑	数量	65,752	23,850	17,810	1,682							190	220	
	金額	11,932,258	4,209,726	3,764,447	240,950							54,547	51,325	3,611,263
伊予柑	数量	110,555									1,000	57,771	50,834	950
	金額	23,596,430									291,924	12,302,025	10,750,301	252,180
八朔	数量	45,364	6,846	560								3,877	11,261	22,820
	金額	9,430,618	1,244,108	72,146								1,063,284	2,477,358	4,573,722
ぶんたん	数量	3,936											2,506	1,430
	金額	1,042,420											668,739	373,681
河内晩柑	数量	16,537	9,092	2,985	110									4,350
	金額	3,668,871	2,120,468	672,808	11,880									863,715
清見	数量	93,394	21,005	3,320	820									68,249
	金額	30,165,967	7,667,849	1,620,901	287,582									20,589,635
ぼんかん	数量	7,680									1,430	4,010	2,240	
	金額	1,774,501									311,040	1,047,616	415,845	
きんかん	数量	851								22	445	197	187	
	金額	423,686								28,188	266,330	63,288	65,880	
しらぬひ系みかん	数量	70,455	13,630	230							5	370	21,040	35,180
	金額	27,533,006	6,663,593	177,660							2,916	232,416	8,231,885	12,224,536
その他中晩柑	数量	11,891	4,008	229						102	1,680	2,881	1,296	1,695
	金額	3,643,442	1,045,742	93,930						100,289	566,676	852,163	435,028	549,614
その他りんご	数量	3,417		100			515	2,192	164	310	48	78		10
	金額	1,293,562		34,646			235,818	858,882	66,582	69,554	10,260	15,120		2,700
早生りんご	数量	149,474					16,153	100,847	31,103	1,347	24			
	金額	37,229,264					4,614,388	23,772,546	8,400,508	426,270	15,552			
中生りんご	数量	113,694	2,050	334			240	72,435	34,595	556	300	880	2,304	
	金額	34,367,113	623,605	115,879			277,882	22,025,453	10,449,584	122,974	81,000	139,050	531,686	
晩生りんご	数量	686,178	116,006	74,520	50,944	40,723	17,555	120	270	27,766	43,318	66,662	119,331	128,963
	金額	223,225,743	42,140,598	30,273,601	19,735,874	15,995,030	8,254,239	134,808	56,983	9,125,711	14,643,172	20,300,893	32,287,846	30,276,988
その他梨	数量	1,030				40	460	305	225					
	金額	185,328				11,232	66,528	60,048	47,520					
赤梨	数量	49,416				40	315	34,600	12,395	2,066				
	金額	15,886,024				9,720	72,144	11,126,047	4,105,025	573,088				

2-1 品種別取扱高(果物)

単位:上段:数量-kg
下段:金額-円

品種別		総計	4月	5月	6月	7月	8月	9月	10月	11月	12月	1月	2月	3月
幸水	数量	244,889				11,825	231,529	1,535						
	金額	70,632,026				5,154,522	65,266,904	210,600						
豊水	数量	175,695					60,080	115,615						
	金額	37,365,800					11,379,027	25,986,773						
新高梨	数量	97,680						62,435	32,695	2,550				
	金額	21,890,553						13,943,571	7,946,982	0				
青梨	数量	5,071					451	4,585	35					
	金額	1,515,242					122,580	1,382,294	10,368					
二十世紀梨	数量	255					90	165						
	金額	49,735					22,519	27,216						
西洋梨	数量	12,821					370	697	1,804	7,154	2,356	440		
	金額	3,794,045					110,700	216,703	611,540	2,121,016	609,877	124,209		
びわ	数量	498	4	148	346									
	金額	801,942	12,821	328,824	460,297									
甘柿	数量	49,153						1,860	8,832	37,379	1,082			
	金額	13,272,978						565,491	2,904,417	9,613,660	189,410			
富有柿	数量	47,848							3,900	21,867	21,264	615	202	
	金額	13,053,126							1,685,487	6,196,415	4,937,581	221,223	12,420	
渋柿	数量	56,869						1,209	31,477	13,398	10,165		620	
	金額	13,502,878						472,399	8,108,276	3,141,021	1,774,702		6,480	
平核無柿	数量	17,136							929	16,207				
	金額	4,491,069							247,216	4,243,853				
その他桃	数量	29,808			3,833	11,770	13,629	501		75				
	金額	10,200,433			1,372,852	3,610,164	4,846,437	234,792		136,188				
早生桃	数量	12,624			7,418	5,206								
	金額	5,136,540			2,923,883	2,212,657								
中生桃	数量	63,836		51	9,141	42,260	11,586			798				
	金額	24,459,388		87,147	3,725,161	16,106,199	4,540,881			0				
晩生桃	数量	31,963			6	10,235	16,756	4,956	10					
	金額	12,151,147			12,960	3,884,084	6,022,271	2,228,592	3,240					
ネクタリン	数量	16,762			138	7,141	6,415	3,068						
	金額	7,789,021			84,528	3,332,507	3,115,356	1,256,630						
すもも	数量	20,973			4,478	8,377	4,493	3,625						
	金額	9,850,479			1,976,826	3,767,449	2,163,710	1,942,494						
ブルーン	数量	9,669				664	2,663	4,242	1,852	28	220			
	金額	5,911,582				439,895	1,652,267	2,773,678	1,040,884	0	4,858			
桜桃	数量	7,832	7	233	5,944	1,415	23			209			1	
	金額	9,586,136	62,532	579,090	7,638,997	966,776	0			324,683			14,058	
杏	数量	585			415	170								
	金額	398,745			293,145	105,600								
その他仁果類	数量	25							25					
	金額	22,687							22,687					
ぶどう	数量	165,455	3,469	4,322	9,388	11,017	35,986	57,908	35,197	3,563	3,058	766	423	358
	金額	128,668,632	1,388,359	2,066,908	5,404,064	10,678,408	21,184,251	43,229,747	36,383,681	3,971,957	3,814,067	367,244	55,627	124,319
栗	数量	10,630					625	6,879	2,478	344	304			
	金額	5,622,088					166,543	3,644,258	1,454,446	211,255	145,586			

2-1 品種別取扱高(果物)

単位:上段:数量-kg
下段:金額-円

品種別		総計	4月	5月	6月	7月	8月	9月	10月	11月	12月	1月	2月	3月
いちじく	数量	136				8			128					
	金額	93,313				9,720			83,593					
苺	数量	120,018	20,956	10,060		3			19	584	12,010	21,718	27,494	27,174
	金額	133,686,716	17,243,808	7,332,918		-692			44,064	1,059,172	22,294,992	26,489,679	29,799,812	29,422,963
アールスメロン	数量	4,020	172	323	266	336	783	978	108	732	282	40		
	金額	2,101,758	130,443	193,207	171,395	180,144	245,484	359,638	50,220	482,363	218,124	70,740		
メロン	数量	228,776	10,515	31,635	59,300	90,255	32,493	2,698	530	190	130	10	10	1,010
	金額	79,133,622	3,611,726	12,905,109	19,797,471	30,783,239	11,006,366	785,690	98,928	43,419	15,016	10,800	1,728	74,130
西瓜	数量	491,595	4,029	31,764	147,611	207,331	82,601	18,159	10		90			
	金額	92,296,314	1,280,191	8,070,515	26,350,402	36,999,074	16,999,943	2,560,655	1,512		34,022			
小玉西瓜	数量	79,154	3,132	12,792	28,048	14,392	7,730	11,370						1,690
	金額	17,321,437	1,144,077	4,330,411	5,501,775	3,017,581	1,613,610	1,232,965						481,018
バナナ	数量	177,201	15,729	18,150	16,746	15,596	13,703	14,671	14,653	16,765	15,829	12,386	11,043	11,930
	金額	42,096,104	3,810,230	4,430,372	4,105,532	3,849,006	3,370,160	3,588,532	3,576,158	3,692,938	3,266,627	3,008,176	2,587,974	2,810,399
レモン	数量	44,466	5,068	4,370	4,688	4,746	3,653	2,986	2,786	3,083	4,320	3,126	2,513	3,127
	金額	17,753,586	1,977,941	1,749,109	1,750,815	1,946,500	1,472,294	1,193,821	1,042,999	1,278,130	1,749,957	1,281,353	1,019,480	1,291,187
グレープフルーツ	数量	158,016	22,803	38,958	25,815	16,758	9,612	7,686	7,578	2,931	8,214	5,913	4,473	7,275
	金額	32,234,067	4,948,636	7,617,388	4,619,307	3,202,193	1,726,750	1,425,986	1,496,375	668,540	2,147,891	1,536,754	1,145,049	1,699,198
オレンジ	数量	83,077	13,472	18,513	13,445	8,559	4,328	3,951	4,023	2,401	3,623	1,553	3,284	5,925
	金額	21,664,954	3,920,710	5,084,882	3,397,194	2,037,957	921,257	935,644	970,498	621,126	854,621	421,765	929,039	1,570,261
アメリカンチェリー	数量	1,093	8	508	538	39								
	金額	1,650,388	17,280	822,918	770,769	39,421								
パイナップル	数量	25,191	2,883	3,225	1,793	4,400	2,710	1,550	1,800	1,250	1,550	1,150	1,270	1,610
	金額	6,066,624	735,942	843,227	470,451	1,032,006	727,605	339,132	392,584	262,771	350,359	285,555	252,086	374,906
キウイ	数量	63,414	3,938	9,066	8,306	5,941	6,408	4,408	4,180	3,337	10,210	2,266	1,321	4,033
	金額	35,362,585	2,678,448	5,267,920	4,827,254	3,328,719	3,091,511	2,389,440	2,235,475	1,750,752	5,357,737	1,299,652	899,537	2,236,140
熱帯果実	数量	16,834	3,209	4,120	2,010	1,617	1,800	1,371	1,039	563	240	168	356	341
	金額	7,191,282	1,166,327	1,536,758	1,075,230	778,535	637,965	597,169	523,074	315,002	107,805	88,717	171,332	193,368
その他果実	数量	1,443	100	90	420	493	248	31	19	16	8	7	4	7
	金額	2,694,878	297,717	323,595	1,188,777	607,868	237,847	8,100	22,680	8,294				
キウイ	数量	73,567	4,924	8,492	8,694	6,128	4,322	6,964	5,626	4,400	8,598	6,721	5,336	3,362
	金額	42,277,822	3,084,524	5,070,551	5,355,462	3,642,316	2,485,841	4,148,229	2,871,239	2,198,613	4,141,249	4,072,798	3,156,550	2,050,450
熱帯果実	数量	15,915	1,218	1,580	1,329	1,937	1,157	1,695	1,405	1,369	532	936	885	1,872
	金額	7,057,126	645,068	859,503	719,886	599,850	642,843	775,192	585,768	458,090	213,151	394,917	383,220	779,638
その他果実	数量	3,151	615	438	990	676	192	131	12	18	37	10	8	24
	金額	5,628,995	577,494	1,279,337	2,255,566	1,135,119	178,885	45,312	2,592	18,207	50,541	6,745	3,110	76,087

2-2 産地別取扱高(果物)

単位 上段:数量-kg
下段:金額-円

産地別	総計	4月	5月	6月	7月	8月	9月	10月	11月	12月	1月	2月	3月
総数	数量	4,935,101	307,821	289,125	405,619	524,514	588,123	484,173	355,855	361,835	500,927	368,828	372,991
	金額	1,558,156,966	110,569,315	101,112,645	120,558,745	157,610,810	178,237,407	151,772,344	126,227,261	101,568,918	147,345,083	118,559,197	124,917,642
千葉	数量	900,321	8,643	24,958	144,170	90,298	309,844	250,834	40,673	3,610	3,105	5,794	8,753
	金額	244,106,512	7,081,492	8,247,171	27,093,370	19,432,463	80,166,563	57,839,476	10,521,501	465,595	5,575,048	7,271,779	9,694,726
北海道	数量	715				112	10	568		25			
	金額	235,874				48,384	4,320	169,129		14,041			
青森	数量	839,741	112,314	74,714	50,944	38,755	25,029	88,251	82,985	41,562	23,430	62,056	117,762
	金額	264,366,549	40,991,866	30,334,054	19,735,874	15,129,584	11,114,579	21,701,216	23,852,590	13,071,146	8,669,503	19,264,349	31,740,166
岩手	数量	3,500								1,040	2,460		
	金額	1,084,753								330,156	754,597		
秋田	数量	8,050					7,650	400					
	金額	2,108,020					2,067,520	40,500					
山形	数量	202,132	61	65	11,147	79,942	55,259	8,411	7,401	21,382	15,994	1,390	1,080
	金額	72,761,206	37,584	199,011	9,597,707	30,509,401	17,057,654	2,117,454	2,423,696	7,031,916	3,293,607	364,465	128,711
福島	数量	36,728			5	8,474	15,641	5,322	1,585	4,300	1,385		16
	金額	12,934,538			5,184	3,859,415	6,045,334	1,761,763	219,239	703,728	339,875		0
茨城	数量	199,286	19,182	29,820	76,639	8,411	400	3,418	872	401	7,397	15,898	18,213
	金額	126,590,950	13,829,087	14,015,650	21,546,416	2,215,751	294,295	2,238,718	671,870	705,035	14,080,114	19,189,333	19,373,827
栃木	数量	5,328			24	21		200	1,831	1,541	1,494	26	169
	金額	4,085,481			46,980	39,701		54,000	638,234	673,857	2,362,619	28,567	215,603
群馬	数量	3,631		568	1,376	976						408	303
	金額	1,833,700		253,692	418,608	324,327						467,053	370,020
埼玉	数量	228				228							
	金額	162,972				162,972							
神奈川	数量	179,386	1,478		2,778	141,491	32,955						684
	金額	33,333,382	1,077,713		690,129	25,346,201	5,766,387						452,952
新潟	数量	6,324				925	2,920		1,867	600	12		
	金額	1,702,235				213,204	775,656		555,669	141,614	16,092		
山梨	数量	169,841	60	253	25,548	66,857	38,087	14,039	10,551	12,316	2,130		
	金額	70,621,908	29,808	521,722	11,170,244	25,759,395	16,891,086	7,303,940	4,816,520	3,653,355	475,838		
長野	数量	243,999	5,749	432	1,212	24,119	54,314	65,111	51,981	11,480	13,907	4,066	2,289
	金額	143,277,740	1,834,005	454,900	1,434,285	13,811,898	23,504,339	44,450,502	41,351,792	5,882,345	6,987,597	937,768	564,499
岐阜	数量	2,830						1,566	66	112	299	585	202
	金額	886,985						462,351	38,232	45,360	118,955	209,667	12,420
静岡	数量	273,363	4,595	4,912	45	100	84	20	1,600	6,247	16,696	119,605	105,429
	金額	76,206,203	1,054,729	1,208,457	27,324	53,460	38,124	11,340	550,751	1,826,043	4,359,621	33,664,435	29,029,083
愛知	数量	33,124	115		702	758			3,515	27,644	220	120	50
	金額	8,884,750	54,648		141,156	152,159			1,063,719	7,355,749	61,699	39,960	15,660
大阪	数量	3,426		325	3,101								
	金額	1,793,323		379,833	1,413,490								
兵庫	数量	420		120	165	40	0				95		
	金額	215,272		69,989	89,748	18,900	-2,700				39,335		

2-2 産地別取扱高(果物)

単位 上段:数量-kg
下段:金額-円

産地別	総計	4月	5月	6月	7月	8月	9月	10月	11月	12月	1月	2月	3月
奈良	数量	86,726					97	26,117	40,785	19,697	30		
	金額	21,058,029					37,047	6,466,058	10,072,869	4,470,499	11,556		
和歌山	数量	325,067	8,151	5,460	1,835		232	32,860	75,561	146,376	37,867	8,262	8,463
	金額	73,159,913	1,440,128	892,520	328,646		103,248	8,152,708	18,747,908	32,062,416	7,593,242	1,929,235	1,909,862
広島	数量	58,346	4,860	140		-10			340	2,290	11,400	11,902	27,424
	金額	14,678,491	979,785	33,266		75,600			171,181	762,173	3,343,260	3,196,879	6,116,347
香川	数量	209						73	31			5	100
	金額	64,586						22,464	0			2,484	39,638
愛媛	数量	575,698	46,162	6,053	930		382	39,447	60,159	190,011	81,139	63,528	87,887
	金額	152,042,416	13,425,921	2,126,603	299,462		177,988	9,726,918	16,253,648	48,752,651	18,152,261	17,403,133	25,723,831
高知	数量	3,366	171	179	213	24			633	356	40	550	1,200
	金額	1,561,170	127,203	117,391	144,071	8,532			436,192	240,266	70,740	115,022	301,753
福岡	数量	271		6				12					253
	金額	367,114		11,664				9,849					345,601
佐賀	数量	56,680	9,691	1,666	1,967	3,325	2,050	2,679	2,111	1,676		6,302	25,203
	金額	26,920,736	4,686,474	1,181,485	2,364,066	3,533,363	2,055,970	1,135,028	673,330	4,321	628,861	2,218,338	8,439,500
長崎	数量	1,350					40	120	560	630			
	金額	571,865					9,720	33,912	224,965	303,268			
熊本	数量	116,181	10,920	31,944	287		2,480	11,790	19,912	13,026	2,460	7,025	16,337
	金額	31,544,590	3,015,995	11,034,220	259,431		545,578	3,032,336	4,453,635	2,311,524	824,695	2,543,188	3,523,988
宮崎	数量	2,325	87	124	72	8	841		22	391	140	218	422
	金額	1,873,591	293,181	296,066	420,228	8,100	325,085		28,188	229,394	43,308	84,457	145,584
鹿児島	数量	200				5				54	57	84	
	金額	97,956				10,800				36,936	19,980	30,240	
沖縄	数量	2,693	73	975	643		70	930		2			
	金額	640,419	45,375	195,694	110,484		16,200	272,592		74			
輸入	数量	593,616	75,509	106,411	81,816	59,655	43,810	38,352	38,398	31,562	37,794	26,275	22,973
	金額	166,383,737	20,564,321	29,539,257	23,221,842	16,897,200	12,442,080	11,015,669	11,405,873	9,276,071	10,412,521	7,569,792	6,128,618

2-3-1 取扱高の順位(品種別、産地別)

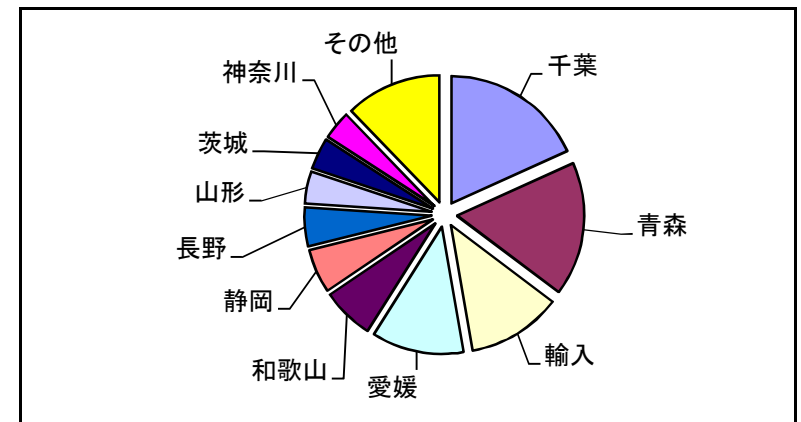
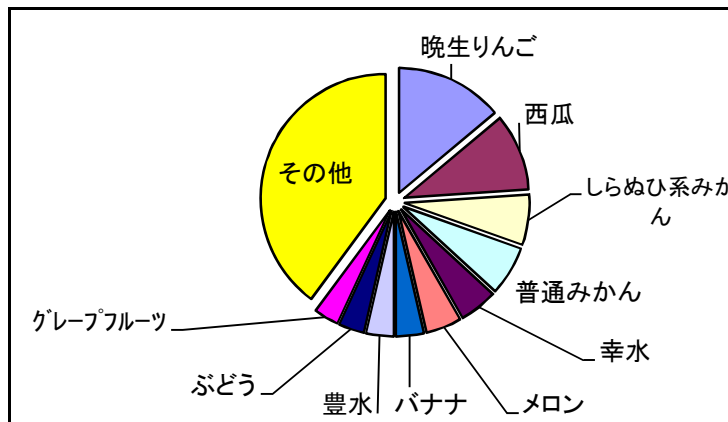
単位 数量: -kg
金額: -円

果物品種別

順位	品目	数量	比率	金額	比率	kg当り単価
	総計	4,935,101	100.0%	1,558,156,966	100.0%	315.7
1	晩生りんご	686,178	13.9%	223,225,743	14.3%	325.3
2	西瓜	491,595	10.0%	92,296,314	5.9%	187.7
3	早生みかん	323,833	6.6%	82,370,157	5.3%	254.4
4	普通みかん	315,237	6.4%	84,220,359	5.4%	267.2
5	幸水	244,889	5.0%	70,632,026	4.5%	288.4
6	メロン	228,776	4.6%	79,133,622	5.1%	345.9
7	バナナ	177,201	3.6%	42,096,104	2.7%	237.6
8	豊水	175,695	3.6%	37,365,800	2.4%	212.7
9	ぶどう	165,455	3.4%	128,668,632	8.3%	777.7
10	グレープフルーツ	158,016	3.2%	32,234,067	2.1%	204.0
11	早生りんご	149,474	3.0%	37,229,264	2.4%	249.1
12	中生みかん	140,511	2.8%	29,965,782	1.9%	213.3
13	極早生みかん	123,179	2.5%	30,161,136	1.9%	244.9
14	莓	120,018	2.4%	133,686,716	8.6%	1,113.9
15	中生りんご	113,694	2.3%	34,367,113	2.2%	302.3
16	伊予柑	110,555	2.2%	23,596,430	1.5%	213.4
17	新高梨	97,680	2.0%	21,890,553	1.4%	224.1
18	清見	93,394	1.9%	30,165,967	1.9%	323.0
19	オレンジ	83,077	1.7%	21,664,954	1.4%	260.8
20	小玉西瓜	79,154	1.6%	17,321,437	1.1%	218.8
	その他	857,490	17.4%	305,864,790	19.6%	356.7

果物産地別

順位	県名	数量	比率	金額	比率	kg当り単価
	総計	4,935,101	100.0%	1,558,156,966	100.0%	315.7
1	千葉	900,321	18.2%	244,106,512	15.7%	271.1
2	青森	839,741	17.0%	264,366,549	17.0%	314.8
3	輸入	593,616	12.0%	166,383,737	10.7%	280.3
4	愛媛	575,698	11.7%	152,042,416	9.8%	264.1
5	和歌山	325,067	6.6%	73,159,913	4.7%	225.1
6	静岡	273,363	5.5%	76,206,203	4.9%	278.8
7	長野	243,999	4.9%	143,277,740	9.2%	587.2
8	山形	202,132	4.1%	72,761,206	4.7%	360.0
9	茨城	199,286	4.0%	126,590,950	8.1%	635.2
10	神奈川	179,386	3.6%	33,333,382	2.1%	185.8
11	山梨	169,841	3.4%	70,621,908	4.5%	415.8
12	熊本	116,181	2.4%	31,544,590	2.0%	271.5
13	奈良	86,726	1.8%	21,058,029	1.4%	242.8
14	広島	58,346	1.2%	14,678,491	0.9%	251.6
15	佐賀	56,680	1.1%	26,920,736	1.7%	475.0
16	福島	36,728	0.7%	12,934,538	0.8%	352.2
17	愛知	33,124	0.7%	8,884,750	0.6%	268.2
18	秋田	8,050	0.2%	2,108,020	0.1%	261.9
19	新潟	6,324	0.1%	1,702,235	0.1%	269.2
20	栃木	5,328	0.1%	4,085,481	0.3%	766.8
	その他	25,164	0.5%	11,389,580	0.7%	452.6



※順位は取扱数量順

2-3-2 主要品種別・産地別取扱高(果物)

※取扱数量上位12品目
 単位 上段:数量-kg
 下段:金額-円

品種別	総計	4月	5月	6月	7月	8月	9月	10月	11月	12月	1月	2月	3月
晩生りんご	686,178 223,225,743	116,006 42,140,598	74,520 30,273,601	50,944 19,735,874	40,723 15,995,030	17,555 8,254,239	120 134,808	270 56,983	27,766 9,125,711	43,318 14,643,172	66,662 20,300,893	119,331 32,287,846	128,963 30,276,988
青森	622,191 204,470,380	110,314 40,398,177	74,280 30,183,529	50,944 19,735,874	38,723 15,085,152	17,555 8,254,239	120 134,808	0 -23,106	9,208 3,259,094	22,560 8,363,635	61,296 19,050,500	116,882 31,601,116	120,309 28,427,362
長野	40,490 12,065,805	5,692 1,742,421	240 90,072		2,000 909,878				6,006 2,081,348	11,933 3,942,033	3,976 885,928	1,989 564,499	8,654 1,849,626
山形	16,930 5,154,230							270 80,089	9,510 3,166,105	5,300 1,421,340	1,390 364,465	460 122,231	
岩手	3,500 1,084,753								1,040 330,156	2,460 754,597			
福島	3,067 450,575								2,002 289,008	1,065 161,567			
西瓜	491,595 92,296,314	4,029 1,280,191	31,764 8,070,515	147,611 26,350,402	207,331 36,999,074	82,601 16,999,943	18,159 2,560,655	10 1,512		90 34,022			
千葉	247,772 43,569,719		20,308 4,748,665	142,787 25,674,645	59,248 9,277,615	8,041 1,443,139	17,378 2,424,143	10 1,512					
神奈川	165,754 29,219,270			78 8,640	132,721 23,444,243	32,955 5,766,387							
山形	30,077 7,466,106				6,929 2,032,021	22,628 5,324,573	520 109,512						
長野	19,657 4,731,432				7,059 1,972,712	12,337 2,731,720	261 27,000						
熊本	14,636 4,474,440	3,990 1,267,069	10,556 3,181,450	90 25,921									
その他	13,699 2,835,347	39 13,122	900 140,400	4,656 641,196	1,374 272,483	6,640 1,734,124				90 34,022			
早生みかん	323,833 82,370,157						160 35,640	2,380 589,464	114,435 29,332,308	195,467 46,551,409	11,231 4,349,336	160 1,512,000	
愛媛	174,713 48,047,137								57,892 15,428,615	116,661 28,870,751	0 2,235,771	160 1,512,000	
和歌山	109,048 25,421,373							2,370 586,980	37,293 9,305,937	58,884 13,484,011	10,501 2,044,445		
熊本	23,990 4,770,902								13,020 2,784,674	10,970 1,986,228			
静岡	15,902 4,087,761								6,220 1,808,222	8,952 2,210,419	730 69,120		
佐賀	110 20,520						110 20,520						
その他	70 22,464						50 15,120	10 2,484	10 4,860				

2-3-2 主要品種別・産地別取扱高(果物)

※取扱数量上位12品目
 単位 上段:数量-kg
 下段:金額-円

品種別	総計	4月	5月	6月	7月	8月	9月	10月	11月	12月	1月	2月	3月
普通みかん	315,237		290			70	2,450	3,000	580	46,003	144,598	106,626	11,620
	84,220,359		122,256			16,200	822,425	888,302	226,585	10,767,187	38,862,867	29,554,618	2,959,919
静岡	239,788									7,744	118,204	102,220	11,620
	66,781,391									2,149,202	33,418,571	28,253,699	2,959,919
和歌山	58,698									34,194	24,504		
	12,623,609									7,706,245	4,917,364		
熊本	7,010								50	2,040	1,890	3,030	
	1,672,061								16,200	313,416	526,932	815,513	
佐賀	3,050						1,190	1,860					
	926,534						380,268	546,266					
愛媛	2,710		290					1,020		1,400			
	728,352		122,256					308,124		297,972			
その他	3,981					70	1,260	120	530	625		1,376	
	1,488,412					16,200	442,157	33,912	210,385	300,352		485,406	
幸水	244,889				11,825	231,529	1,535						
	70,632,026				5,154,522	65,266,904	210,600						
千葉	243,540				11,670	230,335	1,535						
	70,172,367				5,070,163	64,891,604	210,600						
秋田	1,020					1,020							
	337,716					337,716							
佐賀	155				155								
	84,359				84,359								
福島	150					150							
	35,640					35,640							
山梨	24					24							
	1,944					1,944							
メロン	228,776	10,515	31,635	59,300	90,255	32,493	2,698	530	190	130	10	10	1,010
	79,133,622	3,611,726	12,905,109	19,797,471	30,783,239	11,006,366	785,690	98,928	43,419	15,016	10,800	1,728	74,130
山形	93,350			5,200	65,170	22,980							
	34,136,605			2,113,627	24,009,531	8,013,447							
茨城	73,903	3,745	13,850	49,985	6,313		10						
	27,691,202	2,529,151	6,374,120	16,917,412	1,868,575		1,944						
輸入	21,840	6,760	5,930	3,770	810	1,300	1,400	530	190	130		10	1,010
	3,556,900	1,078,255	993,692	452,206	125,603	327,243	346,680	98,928	43,419	15,016		1,728	74,130
千葉	21,077	10	300	260	17,622	2,885							
	5,424,348	4,320	241,974	114,966	4,568,174	494,914							
熊本	11,650		11,555	85							10		
	5,505,383		5,295,323	199,260							10,800		
その他	6,956				340	5,328	1,288						
	2,819,184				211,356	2,170,762	437,066						

2-3-2 主要品種別・産地別取扱高(果物)

※取扱数量上位12品目
 単位 上段:数量-kg
 下段:金額-円

品種別	総計	4月	5月	6月	7月	8月	9月	10月	11月	12月	1月	2月	3月
バナナ	177,201	15,729	18,150	16,746	15,596	13,703	14,671	14,653	16,765	15,829	12,386	11,043	11,930
	42,096,104	3,810,230	4,430,372	4,105,532	3,849,006	3,370,160	3,588,532	3,576,158	3,692,938	3,266,627	3,008,176	2,587,974	2,810,399
輸入	177,201	15,729	18,150	16,746	15,596	13,703	14,671	14,653	16,765	15,829	12,386	11,043	11,930
	42,096,104	3,810,230	4,430,372	4,105,532	3,849,006	3,370,160	3,588,532	3,576,158	3,692,938	3,266,627	3,008,176	2,587,974	2,810,399
豊水	175,695					60,080	115,615						
	37,365,800					11,379,027	25,986,773						
千葉	174,645					60,080	114,565						
	37,138,676					11,379,027	25,759,649						
福島	850						850						
	173,124						173,124						
栃木	200						200						
	54,000						54,000						
ぶどう	165,455	3,469	4,322	9,388	11,017	35,986	57,908	35,197	3,563	3,058	766	423	358
	128,668,632	1,388,359	2,066,908	5,404,064	10,678,408	21,184,251	43,229,747	36,383,681	3,971,957	3,814,067	367,244	55,627	124,319
長野	84,650		50	206	2,031	5,694	42,887	30,722	1,447	1,301	12	300	
	85,860,878		156,139	802,167	4,441,213	6,236,446	35,636,960	33,159,629	2,475,725	2,915,879	36,720	0	
山梨	39,114		59	1,082	3,298	21,705	10,814	1,929	227				
	23,312,879		110,980	1,230,015	2,691,265	11,424,963	6,052,976	1,613,961	188,719				
輸入	20,176	3,469	3,888	4,899	1,221	280	319	1,958	1,565	1,362	734	123	358
	8,848,516	1,388,359	1,419,956	1,866,916	586,960	164,595	199,265	1,118,668	903,373	698,594	321,884	55,627	124,319
山形	14,273			76	4,446	7,943	1,308	290	210				
	7,222,053			44,496	2,919,269	3,215,091	342,902	361,175	339,120				
大阪	3,426		325	3,101									
	1,793,323		379,833	1,413,490									
その他	3,816			24	21	364	2,580	298	114	395	20		
	1,630,983			46,980	39,701	143,156	997,644	130,248	65,020	199,594	8,640		
グレープフルーツ	158,016	22,803	38,958	25,815	16,758	9,612	7,686	7,578	2,931	8,214	5,913	4,473	7,275
	32,234,067	4,948,636	7,617,388	4,619,307	3,202,193	1,726,750	1,425,986	1,496,375	668,540	2,147,891	1,536,754	1,145,049	1,699,198
輸入	158,016	22,803	38,958	25,815	16,758	9,612	7,686	7,578	2,931	8,214	5,913	4,473	7,275
	32,234,067	4,948,636	7,617,388	4,619,307	3,202,193	1,726,750	1,425,986	1,496,375	668,540	2,147,891	1,536,754	1,145,049	1,699,198
早生りんご	149,474					16,153	100,847	31,103	1,347	24			
	37,229,264					4,614,388	23,772,546	8,400,508	426,270	15,552			
青森	102,290						85,995	16,295					
	23,978,890						20,611,421	3,367,469					
長野	37,119					15,113	8,527	12,108	1,347	24			
	10,970,813					4,276,888	1,953,357	4,298,746	426,270	15,552			
山形	8,500					1,040	4,760	2,700					
	2,045,741					337,500	973,948	734,293					
福島	1,565						1,565						
	233,820						233,820						

2-3-2 主要品種別・産地別取扱高(果物)

※取扱数量上位12品目
 単位 上段:数量-kg
 下段:金額-円

品種別	総計	4月	5月	6月	7月	8月	9月	10月	11月	12月	1月	2月	3月
中生みかん	140,511								4,610	114,666	21,165		70
	29,965,782								979,236	25,751,555	2,640,991		594,000
愛媛	82,073									62,698	19,305		70
	17,805,182									15,050,251	2,160,931		594,000
和歌山	58,438								4,610	51,968	1,860		
	12,160,600								979,236	10,701,304	480,060		
福島	1,890								1,890				
	274,102								274,102				

2-3-3 主要産地別・品種別取扱高(果物)

※取扱数量上位6産地
 単位 上段:-kg
 下段:-円

産地別	総計	4月	5月	6月	7月	8月	9月	10月	11月	12月	1月	2月	3月
千葉	900,321 244,106,512	8,643 7,081,492	24,958 8,247,171	144,170 27,093,370	90,298 19,432,463	309,844 80,166,563	250,834 57,839,476	40,673 10,521,501	3,610 465,595	3,105 5,575,048	5,794 7,271,779	8,753 9,694,726	9,639 10,717,328
西瓜	247,772 43,569,719		20,308 4,748,665	142,787 25,674,645	59,248 9,277,615	8,041 1,443,139	17,378 2,424,143	10 1,512					
幸水	243,540 70,172,367				11,670 5,070,163	230,335 64,891,604	1,535 210,600						
豊水	174,645 37,138,676					60,080 11,379,027	114,565 25,759,649						
新高梨	97,490 21,841,845						62,435 13,943,571	32,505 7,898,274	2,550 0				
莓	39,558 43,107,902	8,629 7,064,351	4,019 2,815,237	-1 -8,640					67 136,619	2,773 5,416,502	5,794 7,271,779	8,638 9,694,726	9,639 10,717,328
その他	97,316 28,276,003	14 17,141	631 683,269	1,384 1,427,365	19,380 5,084,685	11,388 2,452,793	54,921 15,501,513	8,158 2,621,715	993 328,976	332 158,546	0 0	115 0	0 0
青森	839,741 264,366,549	112,314 40,991,866	74,714 30,334,054	50,944 19,735,874	38,755 15,129,584	25,029 11,114,579	88,251 21,701,216	82,985 23,852,590	41,562 13,071,146	23,430 8,669,503	62,056 19,264,349	117,762 31,740,166	121,939 28,761,622
晩生りんご	622,191 204,470,380	110,314 40,398,177	74,280 30,183,529	50,944 19,735,874	38,723 15,085,152	17,555 8,254,239	120 134,808	0 -23,106	9,208 3,259,094	22,560 8,363,635	61,296 19,050,500	116,882 31,601,116	120,309 28,427,362
中生りんご	104,249 31,779,937	2,000 593,689	334 115,879			240 277,882		66,690 20,508,227	31,985 9,700,591	200 32,059	300 81,000	880 139,050	1,620 331,560
早生りんご	102,290 23,978,890						85,995 20,611,421	16,295 3,367,469					
メロン	6,048 2,438,699					5,328 2,170,762	720 267,937						
小玉西瓜	1,410 279,396					1,410 279,396							
その他	3,553 1,419,247	0 0	100 34,646	0 0	32 44,432	496 132,300	1,416 687,050	0 0	369 111,461	670 273,809	460 132,849	0 0	10 2,700
輸入	593,616 166,383,737	75,509 20,564,321	106,411 29,539,257	81,816 23,221,842	59,655 16,897,200	43,810 12,442,080	38,352 11,015,669	38,398 11,405,873	31,562 9,276,071	37,794 10,412,521	26,275 7,569,792	22,973 6,128,618	31,061 7,910,493
バナナ	177,201 42,096,104	15,729 3,810,230	18,150 4,430,372	16,746 4,105,532	15,596 3,849,006	13,703 3,370,160	14,671 3,588,532	14,653 3,576,158	16,765 3,692,938	15,829 3,266,627	12,386 3,008,176	11,043 2,587,974	11,930 2,810,399
グレープフルーツ	158,016 32,234,067	22,803 4,948,636	38,958 7,617,388	25,815 4,619,307	16,758 3,202,193	9,612 1,726,750	7,686 1,425,986	7,578 1,496,375	2,931 668,540	8,214 2,147,891	5,913 1,536,754	4,473 1,145,049	7,275 1,699,198
オレンジ	82,182 21,385,557	13,137 3,851,914	18,478 5,068,574	13,445 3,397,194	8,559 2,037,957	4,328 921,257	3,951 935,644	4,023 970,498	2,401 621,126	3,623 854,621	1,553 421,765	3,284 929,039	5,400 1,375,968
キウイ	49,272 26,886,407	2,292 1,496,406	8,958 5,183,680	8,306 4,827,254	5,941 3,328,719	6,408 3,091,511	4,408 2,389,440	4,168 2,225,626	3,328 1,748,700	3,455 1,632,597	1,668 834,170	57 31,104	283 97,200
レモン	41,541 16,370,466	4,998 1,946,081	4,250 1,679,120	4,523 1,661,067	4,706 1,927,600	3,653 1,474,994	2,986 1,193,821	2,591 948,335	2,553 1,011,908	3,385 1,339,085	2,696 1,072,771	2,353 954,679	2,847 1,161,005
その他	85,404 27,411,136	16,550 4,511,054	17,617 5,560,123	12,981 4,611,488	8,095 2,551,725	6,106 1,857,408	4,650 1,482,246	5,385 2,188,881	3,584 1,532,859	3,288 1,171,700	2,059 696,156	1,763 480,773	3,326 766,723

2-3-3 主要産地別・品種別取扱高(果物)

※取扱数量上位6産地
 単位 上段:-kg
 下段:-円

愛媛	575,698	46,162	6,053	930			382	39,447	60,159	190,011	81,139	63,528	87,887
	152,042,416	13,425,921	2,126,603	299,462			177,988	9,726,918	16,253,648	48,752,651	18,152,261	17,403,133	25,723,831
早生みかん	174,713								57,892	116,661	0	160	
	48,047,137								15,428,615	28,870,751	2,235,771	1,512,000	
伊予柑	110,555									1,000	57,771	50,834	950
	23,596,430									291,924	12,302,025	10,750,301	252,180
清見	91,769	20,470	2,230	820									68,249
	29,431,459	7,409,081	1,145,161	287,582									20,589,635
中生みかん	82,073									62,698	19,305		70
	17,805,182									15,050,251	2,160,931		594,000
極早生みかん	38,060							37,850	210				
	9,267,659							9,210,095	57,564				
その他	78,528	25,692	3,823	110	0	0	382	1,597	2,057	9,652	4,063	12,534	18,618
	23,894,549	6,016,840	981,442	11,880	0	0	177,988	516,823	767,469	4,539,725	1,453,534	5,140,832	4,288,016
和歌山	325,067	8,151	5,460	1,835			232	32,860	75,561	146,376	37,867	8,262	8,463
	73,159,913	1,440,128	892,520	328,646			103,248	8,152,708	18,747,908	32,062,416	7,593,242	1,929,235	1,909,862
早生みかん	109,048							2,370	37,293	58,884	10,501		
	25,421,373							586,980	9,305,937	13,484,011	2,044,445		
極早生みかん	63,008							28,080	33,598	1,330			
	15,419,640							6,815,209	8,433,575	170,856			
普通みかん	58,698									34,194	24,504		
	12,623,609									7,706,245	4,917,364		
中生みかん	58,438								4,610	51,968	1,860		
	12,160,600								979,236	10,701,304	480,060		
八朔	13,694	4,036	560								717	4,701	3,680
	2,291,872	763,172	72,146								62,812	819,425	574,317
その他	22,181	4,115	4,900	1,835	0	0	232	2,410	60	0	285	3,561	4,783
	5,242,819	676,956	820,374	328,646	0	0	103,248	750,519	29,160	0	88,561	1,109,810	1,335,545
静岡	273,363	4,595	4,912	45	100	84	20	1,600	6,247	16,696	119,605	105,429	14,030
	76,206,203	1,054,729	1,208,457	27,324	53,460	38,124	11,340	550,751	1,826,043	4,359,621	33,664,435	29,029,083	4,382,836
普通みかん	239,788									7,744	118,204	102,220	11,620
	66,781,391									2,149,202	33,418,571	28,253,699	2,959,919
早生みかん	15,902								6,220	8,952	730		
	4,087,761								1,808,222	2,210,419	69,120		
甘夏柑	4,332	1,180	3,160	-8									
	856,599	263,844	592,755	0									
その他中晩柑	3,321	3,201									21	99	
	742,287	667,332									26,676	48,279	
八朔	2,330											1,960	370
	581,152											485,680	95,472
その他	7,690	214	1,752	53	100	84	20	1,600	27	0	650	1,150	2,040
	3,157,013	123,553	615,702	27,324	53,460	38,124	11,340	550,751	17,821	0	150,068	241,425	1,327,445

3-1 品種別取扱高(加工品)

単位 上段:数量-kg
下段:金額-円

品種別		総計	4月	5月	6月	7月	8月	9月	10月	11月	12月	1月	2月	3月
総数	数量	480,858	38,784	37,548	41,341	34,891	26,671	43,865	43,292	46,297	46,833	42,502	39,801	39,033
	金額	90,110,782	5,159,794	5,439,081	9,251,393	4,202,619	3,230,234	5,006,227	5,294,131	6,084,150	20,736,767	11,545,947	8,292,541	5,867,898
落花生	数量	1,169	67					378	208	123	190	127	21	55
	金額	1,520,632	98,713					259,686	116,197	108,973	383,670	341,713	62,208	149,472
切干大根(干大根)	数量	1,706	173	2	1						883	264	232	151
	金額	1,061,022	116,532	1,080	810						299,914	255,233	232,318	155,135
筍水煮	数量	892	72		131	103	85	109	88	75	105	36	40	48
	金額	475,362	36,288		73,062	52,650	43,956	55,458	50,004	41,418	55,620	19,440	21,546	25,920
野菜水煮	数量	4			4									
	金額	4,536			4,536									
もやし	数量	391,401	31,407	33,132	33,687	29,564	21,638	33,975	38,001	40,607	31,720	32,882	33,653	31,135
	金額	41,799,795	3,291,417	3,474,272	3,580,154	3,139,994	2,360,042	3,648,748	4,015,565	4,366,703	3,445,139	3,539,056	3,593,195	3,345,510
こんにゃく	数量	418				220				150	10	8		30
	金額	206,604				132,840				59,400	5,724	8,640		0
しらたき	数量	16									16			
	金額	1,944									1,944			
加工野菜	数量	36,691	4,126	1,627	2,275	3,026	3,178	3,025	3,437	3,677	3,400	3,373	2,146	3,401
	金額	4,350,261	645,192	223,883	228,420	297,432	425,844	289,980	323,611	341,604	389,178	410,885	272,268	501,964
ぬか漬	数量	624	60	48						36	120	60	216	84
	金額	335,019	31,320	25,058						19,440	64,800	32,400	116,640	45,361
その他漬物	数量	1,869	168	144	134	112	102	122	106	114	166	100	245	356
	金額	761,224	69,400	54,626	43,956	40,392	40,068	41,364	37,908	39,420	72,036	33,480	97,902	190,672
干柿	数量	16,623							246	439	8,566	4,338	1,619	1,415
	金額	25,454,385							418,837	688,690	15,271,507	6,093,769	2,422,788	558,794
甘栗	数量	392	53	53	13				34	34	77	50	28	50
	金額	254,515	16,206	16,208	2,808				30,247	25,924	60,493	39,541	24,196	38,892
ゼリー	数量	5,912	493	744	3,069							350	741	515
	金額	8,800,853	506,648	1,205,280	4,972,752							479,347	1,107,043	529,783
豆加工品	数量	5,200	524	511	548	470	481	430	502	459	499	386	390	
	金額	1,275,083	130,476	121,348	119,452	112,352	108,105	107,168	117,479	119,374	127,314	105,149	106,866	
めん類	数量	19							3			12	3	1
	金額	8,618							1,814			3,888	1,944	972
野菜ジュース	数量	5,586			57			4,560						969
	金額	182,282			1,944			150,336						30,002
果実ジュース	数量	1,351	411	26		21	322	550	14			7		
	金額	410,542	40,370	52,816		48,366	9,073	241,794	2,916			15,207		
その他食品	数量	10,985	1,230	1,261	1,422	1,375	865	716	653	583	1,081	509	467	823
	金額	3,208,105	177,232	264,510	223,499	378,593	243,146	211,693	179,553	273,204	559,428	168,199	233,627	295,421

3-2 産地別取扱高(加工品)

単位 上段:数量-kg
下段:金額-円

産地別		総計	4月	5月	6月	7月	8月	9月	10月	11月	12月	1月	2月	3月
徳島	数量	13	1	7		1		1				3		
	金額	35,204	3,520	17,603		3,520		3,520				7,041		
愛媛	数量	5,911	492	744	3,069							350	741	515
	金額	8,799,817	505,612	1,205,280	4,972,752							479,347	1,107,043	529,783
大分	数量	22	1	7		1		9				4		
	金額	43,569	2,730	13,613		2,726		16,334				8,166		
宮崎	数量	812	162								159	191	176	124
	金額	808,499	109,404								178,416	199,368	187,380	133,931
鹿児島	数量	624	60	48						36	120	60	216	84
	金額	335,019	31,320	25,058						19,440	64,800	32,400	116,640	45,361
輸入	数量	36,455	4,232	1,801	2,403	3,107	2,339	3,141	3,537	3,776	3,640	3,445	2,128	2,906
	金額	4,556,325	672,414	287,719	284,526	324,810	291,924	325,144	378,115	384,322	526,891	447,510	269,410	363,540

3-3-1 取扱高の順位(品種別、産地別)

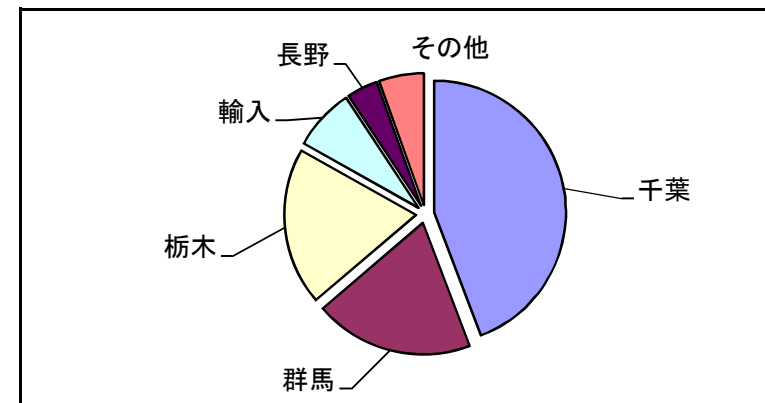
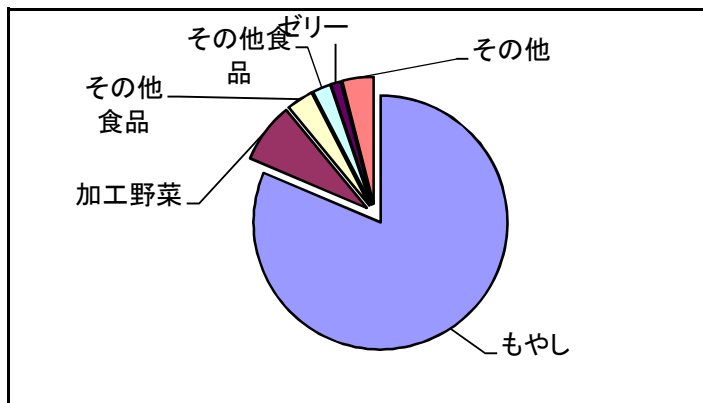
単位 数量-kg
金額-円

加工品品種別

順位	品目	数量	比率	金額	比率	kg当り単価
	総計	480,858	100.0%	90,110,782	100.0%	187.4
1	もやし	391,401	81.4%	41,799,795	46.4%	106.8
2	加工野菜	36,691	7.6%	4,350,261	4.8%	118.6
3	干柿	16,623	3.5%	25,454,385	28.2%	1,531.3
4	その他食品	10,985	2.3%	3,208,105	3.6%	292.0
5	ゼリー	5,912	1.2%	8,800,853	9.8%	1,488.6
6	野菜ジュース	5,586	1.2%	182,282	0.2%	32.6
7	豆加工品	5,200	1.1%	1,275,083	1.4%	245.2
8	その他漬物	1,869	0.4%	761,224	0.8%	407.3
9	切干大根(干大)	1,706	0.4%	1,061,022	1.2%	621.9
10	果実ジュース	1,351	0.3%	410,542	0.5%	303.9
11	落花生	1,169	0.2%	1,520,632	1.7%	1,300.8
12	筍水煮	892	0.2%	475,362	0.5%	532.9
13	ぬか漬	624	0.1%	335,019	0.4%	536.9
14	こんにやく	418	0.1%	206,604	0.2%	494.3
15	甘栗	392	0.1%	254,515	0.3%	649.3
16	めん類	19	0.0%	8,618	0.0%	453.6
17	しらたき	16	0.0%	1,944	0.0%	121.5
18	野菜水煮	4	0.0%	4,536	0.0%	1,134.0

加工品産地別

順位	県名	数量	比率	金額	比率	kg当り単価
	総計	480,858	100.0%	90,110,782	100.0%	187.4
1	千葉	212,649	44.2%	20,449,080	22.7%	96.2
2	群馬	94,032	19.6%	12,381,435	13.7%	131.7
3	栃木	93,102	19.4%	12,295,257	13.6%	132.1
4	輸入	36,455	7.6%	4,556,325	5.1%	125.0
5	長野	18,267	3.8%	18,327,246	20.3%	1,003.3
6	福島	12,332	2.6%	5,158,175	5.7%	418.3
7	愛媛	5,911	1.2%	8,799,817	9.8%	1,488.7
8	山梨	3,249	0.7%	4,126,321	4.6%	1,270.0
9	茨城	906	0.2%	684,366	0.8%	755.4
10	宮崎	812	0.2%	808,499	0.9%	995.7
11	鹿児島	624	0.1%	335,019	0.4%	536.9
12	愛知	600	0.1%	100,440	0.1%	167.4
13	山形	480	0.1%	1,063,477	1.2%	2,215.6
14	青森	300	0.1%	0	0.0%	0.0
15	北海道	300	0.1%	50,220	0.1%	167.4
16	富山	295	0.1%	482,847	0.5%	1,636.8
17	新潟	231	0.0%	224,532	0.2%	972.0
18	神奈川	156	0.0%	47,957	0.1%	307.4
19	和歌山	59	0.0%	48,114	0.1%	815.5
20	広島	41	0.0%	82,644	0.1%	2,015.7
	その他	57	0.0%	89,011	0.1%	1,561.6



※順位は取扱数量順

3-3-2 主要品種別・産地別取扱高(加工品)

※取扱数量上位4品目

単位 上段:数量-kg

下段:金額-円

品種別	総計	4月	5月	6月	7月	8月	9月	10月	11月	12月	1月	2月	3月
もやし	391,401	31,407	33,132	33,687	29,564	21,638	33,975	38,001	40,607	31,720	32,882	33,653	31,135
	41,799,795	3,291,417	3,474,272	3,580,154	3,139,994	2,360,042	3,648,748	4,015,565	4,366,703	3,445,139	3,539,056	3,593,195	3,345,510
千葉	210,353	16,913	17,806	17,774	15,989	11,249	18,081	21,176	21,236	16,780	17,688	18,992	16,669
	18,293,749	1,478,305	1,559,529	1,560,290	1,393,817	970,011	1,604,651	1,796,570	1,853,261	1,455,279	1,543,163	1,654,815	1,424,058
栃木	93,101	7,157	7,021	8,030	6,733	5,608	7,546	8,137	11,421	7,912	8,221	7,597	7,718
	12,294,782	918,587	904,960	1,046,032	872,855	737,362	988,282	1,110,549	1,499,401	1,058,397	1,093,718	1,026,817	1,037,822
群馬	87,947	7,337	8,305	7,883	6,842	4,781	8,348	8,688	7,950	7,028	6,973	7,064	6,748
	11,211,264	894,525	1,009,783	973,832	873,322	652,669	1,055,815	1,108,446	1,014,041	931,463	902,175	911,563	883,630
加工野菜	36,691	4,126	1,627	2,275	3,026	3,178	3,025	3,437	3,677	3,400	3,373	2,146	3,401
	4,350,261	645,192	223,883	228,420	297,432	425,844	289,980	323,611	341,604	389,178	410,885	272,268	501,964
輸入	34,860	4,100	1,600	2,250	3,000	2,250	3,000	3,410	3,650	3,400	3,350	2,050	2,800
	3,720,814	619,920	197,639	204,120	272,160	247,968	265,680	297,864	315,360	389,178	388,529	223,668	298,728
群馬	647				26							96	525
	214,358				25,272							48,600	140,486
愛知	600					600							
	100,440					100,440							
北海道	300					300							
	50,220					50,220							
新潟	206	26	27	25		27	25	26	27		23		
	200,232	25,272	26,244	24,300		26,244	24,300	25,272	26,244		22,356		
その他	78					1		1					76
	64,197					972		475					62,750
干柿	16,623							246	439	8,566	4,338	1,619	1,415
	25,454,385							418,837	688,690	15,271,507	6,093,769	2,422,788	558,794
長野	9,826									5,364	2,214	929	1,319
	16,585,119									10,386,767	4,046,682	1,665,670	486,000
福島	3,124									1,526	1,032	566	
	3,715,562									1,951,510	1,095,347	668,705	
山梨	2,965							246	414	1,219	992	94	
	4,017,456							418,837	658,072	2,055,482	810,152	74,913	
山形	413								25	302	86		
	653,401								30,618	505,603	117,180		
富山	295									155	14	30	96
	482,847									372,145	24,408	13,500	72,794

3-3-2 主要品種別・産地別取扱高(加工品)

※取扱数量上位4品目

単位 上段:数量-kg

下段:金額-円

品種別	総計	4月	5月	6月	7月	8月	9月	10月	11月	12月	1月	2月	3月
その他食品	10,985	1,230	1,261	1,422	1,375	865	716	653	583	1,081	509	467	823
	3,208,105	177,232	264,510	223,499	378,593	243,146	211,693	179,553	273,204	559,428	168,199	233,627	295,421
福島	9,208	1,174	1,055	1,125	1,202	842	680	569	428	746	393	298	696
	1,442,613	123,705	115,963	125,357	287,303	190,156	154,777	88,318	76,007	96,826	53,457	45,471	85,273
長野	777	37	48	224	159	19	19	30	49	48	38	60	46
	929,609	46,615	69,815	72,865	86,429	52,990	51,948	54,850	82,782	73,046	52,610	160,832	124,827
千葉	582	12		20	10		10	49	93	217	61	50	60
	307,218	6,912		9,720	4,861		4,968	36,385	57,715	117,504	22,172	22,140	24,841
輸入	220	7	148	5	4	4	7	5	5	8	9	10	8
	73,872		73,872										
神奈川	96			48								48	
	15,557			15,557								0	
その他	102		10						8	62	8	1	13
	439,236		4,860						56,700	272,052	39,960	5,184	60,480

3-3-3 主要産地別・品種別取扱高(加工品)

※取扱産地上位3県

単位 上段:数量-kg

下段:金額-円

産地別	総計	4月	5月	6月	7月	8月	9月	10月	11月	12月	1月	2月	3月
千葉	212,649	17,046	17,872	17,795	15,999	11,261	18,469	21,433	21,460	17,171	17,949	19,155	17,039
	20,449,080	1,614,988	1,582,187	1,570,820	1,398,678	973,251	1,869,305	1,949,152	2,021,461	1,955,695	1,962,913	1,784,101	1,766,529
もやし	210,353	16,913	17,806	17,774	15,989	11,249	18,081	21,176	21,236	16,780	17,688	18,992	16,669
	18,293,749	1,478,305	1,559,529	1,560,290	1,393,817	970,011	1,604,651	1,796,570	1,853,261	1,455,279	1,543,163	1,654,815	1,424,058
落花生	1,119	67					378	208	123	140	127	21	55
	1,499,032	98,713					259,686	116,197	108,973	362,070	341,713	62,208	149,472
その他食品	582	12		20	10		10	49	93	217	61	50	60
	307,218	6,912		9,720	4,861		4,968	36,385	57,715	117,504	22,172	22,140	24,841
その他漬物	364	42	38										36
	191,706	23,282	16,718				12		8				228
切干大根(干大根)	204	11	2	1						34	73	56	27
	151,867	7,128	1,080	810						20,842	55,865	44,938	21,204
豆加工品	27	1	26										
	5,508	648	4,860										
群馬	94,032	7,779	8,725	8,315	7,489	5,199	8,686	9,120	8,474	8,166	7,294	7,482	7,303
	12,381,435	961,934	1,073,347	1,038,366	1,090,271	713,199	1,106,919	1,171,870	1,131,307	1,102,840	956,940	1,010,326	1,024,116
もやし	87,947	7,337	8,305	7,883	6,842	4,781	8,348	8,688	7,950	7,028	6,973	7,064	6,748
	11,211,264	894,525	1,009,783	973,832	873,322	652,669	1,055,815	1,108,446	1,014,041	931,463	902,175	911,563	883,630
豆加工品	4,303	441	410	432	401	418	338	432	374	422	313	322	
	640,713	66,373	58,704	64,534	58,837	60,530	51,104	63,424	57,866	63,053	46,125	50,163	
切干大根(干大根)	690									690			
	100,656									100,656			
加工野菜	647				26							96	525
	214,358				25,272							48,600	140,486
こんにゃく	418				220				150	10	8		30
	206,604				132,840				59,400	5,724	8,640		0
その他	27	1	10	0	0	0	0	0	0	16	0	0	0
	7,840	1,036	4,860	0	0	0	0	0	0	1,944	0	0	0
栃木	93,102	7,157	7,021	8,030	6,733	5,608	7,546	8,138	11,421	7,912	8,221	7,597	7,718
	12,295,257	918,587	904,960	1,046,032	872,855	737,362	988,282	1,111,024	1,499,401	1,058,397	1,093,718	1,026,817	1,037,822
もやし	93,101	7,157	7,021	8,030	6,733	5,608	7,546	8,137	11,421	7,912	8,221	7,597	7,718
	12,294,782	918,587	904,960	1,046,032	872,855	737,362	988,282	1,110,549	1,499,401	1,058,397	1,093,718	1,026,817	1,037,822
加工野菜	1							1					
	475							475					