

Ichikawa City Garbage Collection Calendar - FY2025 Edition

Place recyclables and garbage at the designated collection location **by 8 a.m.** on the collection day.

Burnable garbage	Non-burnable garbage	Hazardous garbage	Small rechargeable batteries	Bottles and cans	Pruned branches	Plastic containers and wrapping	Papers	Textiles
Place in the designated bag 	Place in the designated bag 	Place in a transparent bag or in a translucent bag that leaves the contents visible	Insulate the batteries by wrapping their ends in vinyl tape, etc., and then place them in a transparent bag or translucent bag that leaves the contents visible	Place in a designated bag or a transparent or translucent bag	Tie in a bundle with a diameter of 30 cm or less	Place in the designated bag 	Bundle and tie each type of item	Place in a transparent bag or in a translucent bag



[iOS]



[Android]

See here for the Garbage Separation App, where you can easily check collection days, how to dispose recyclables and garbage, and more.

2025 April

SUN	MON	TUE	WED	THU	FRI	SAT
		1 	2 	3 	4 	5 
6 	7 	8 	9 	10 	11 	12 
13 	14 	15 	16 	17 	18 	19 
20 	21 	22 	23 	24 	25 	26 
27 	28 	29 	30 			

May

SUN	MON	TUE	WED	THU	FRI	SAT
May 30 is "Zero Garbage Day"						
				1 	2 	3 
				4 	5 	6 
4 	5 	6 	7 	8 	9 	10 
11 	12 	13 	14 	15 	16 	17 
18 	19 	20 	21 	22 	23 	24 
25 	26 	27 	28 	29 	30 	31 

June

SUN	MON	TUE	WED	THU	FRI	SAT
Environment Month						
1 	2 	3 	4 	5 	6 	7 
8 	9 	10 	11 	12 	13 	14 
15 	16 	17 	18 	19 	20 	21 
22 	23 	24 	25 	26 	27 	28 
29 	30 					

July

SUN	MON	TUE	WED	THU	FRI	SAT
		1 	2 	3 	4 	5 
6 	7 	8 	9 	10 	11 	12 
13 	14 	15 	16 	17 	18 	19 
20 	21 	22 	23 	24 	25 	26 
27 	28 	29 	30 	31 		

August

SUN	MON	TUE	WED	THU	FRI	SAT
					1 	2 
3 	4 	5 	6 	7 	8 	9 
10 	11 	12 	13 	14 	15 	16 
17 	18 	19 	20 	21 	22 	23 
24 	25 	26 	27 	28 	29 	30 
31 						

September

SUN	MON	TUE	WED	THU	FRI	SAT
	1 	2 	3 	4 	5 	6 
7 	8 	9 	10 	11 	12 	13 
14 	15 	16 	17 	18 	19 	20 
21 	22 	23 	24 	25 	26 	27 
28 	29 	30 				

October

SUN	MON	TUE	WED	THU	FRI	SAT
3R Promotion Month and Food Waste Reduction Month						
			1 	2 	3 	4 
5 	6 	7 	8 	9 	10 	11 
12 	13 	14 	15 	16 	17 	18 
19 	20 	21 	22 	23 	24 	25 
26 	27 	28 	29 	30 	31 	

November

SUN	MON	TUE	WED	THU	FRI	SAT
						1 
2 	3 	4 	5 	6 	7 	8 
9 	10 	11 	12 	13 	14 	15 
16 	17 	18 	19 	20 	21 	22 
23 	24 	25 	26 	27 	28 	29 
30 						

December

SUN	MON	TUE	WED	THU	FRI	SAT
Global Warming Prevention Month						
	1 	2 	3 	4 	5 	6 
	7 	8 	9 	10 	11 	12 
14 	15 	16 	17 	18 	19 	20 
21 	22 	23 	24 	25 	26 	27 
28 	29 	30 	31 			

2026 January

SUN	MON	TUE	WED	THU	FRI	SAT
				1 	2 	3 
4 	5 	6 	7 	8 	9 	10 
11 	12 	13 	14 	15 	16 	17 
18 	19 	20 	21 	22 	23 	24 
25 	26 	27 	28 	29 	30 	31 

February

SUN	MON	TUE	WED	THU	FRI	SAT
1 	2 	3 	4 	5 	6 	7 
8 	9 	10 	11 	12 	13 	14 
15 	16 	17 	18 	19 	20 	21 
22 	23 	24 	25 	26 	27 	28 

March

SUN	MON	TUE	WED	THU	FRI	SAT
1 	2 	3 	4 	5 	6 	7 
8 	9 	10 	11 	12 	13 	14 
15 	16 	17 	18 	19 	20 	21 
22 	23 	24 	25 	26 	27 	28 
29 	30 	31 				

\*See the other side for the ways to separate and dispose recyclables and garbage.

**Large garbage (fee charged)**

- Solid objects or metal objects, etc., over 18 L in volume.
- Five items per single application.

**Application Method**

Please apply via phone, fax, internet or LINE.(use the 2D code)

Large Garbage Call Center ☎ 047-712-6300

Fax Number for People with Disabilities FAX047-712-6302

Hours: Monday to Friday 9:00 a.m. to 5:00 p.m.; Saturdays 9:00 a.m. to 12:00 p.m. Closed: Sundays, public holidays, Year-end / New year holidays

Examples of large garbage (plastic kerosene containers, dumbbells, metal barbells, etc.):  
The total of all three sides must be over 24,000 cm<sup>3</sup> or over 90cm.

When the garbage placed at the collection point by 8 a.m. on the collection day is not collected

**Garbage Collection Call Center**

☎ : 047-335-8155

FAX : 047-335-8151



# Separating and Disposing Recyclables and Garbage in Ichikawa City

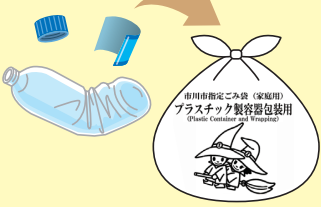
Please separate recyclables and garbage correctly and place them at the collection location by 8 a.m. on the collection day.




## Plastic containers and wrapping Tue.



**Disposal**  
Empty the contents and lightly rinse the inside of the item, and then place it in a designated bag for "Plastic Containers and Wrapping". Before placing a PET bottle in a designated bag, remove the cap and label, and then crush the bottle.



## Bottles and cans Sat.



**Disposal**  
Lightly rinse the inside of the item and then place it in a transparent or translucent bag or a designated bag for "Recyclable Bottles" or "Recyclable Cans". Separate bottles and cans.



## Papers Thu. Do not put out papers on rainy days.



**Disposal**  
Bundle each type of item and then tie string around the bundle to form a cross shape. Do not bundle items using adhesive tape, place them in a plastic bag, or put them together in a cardboard box.



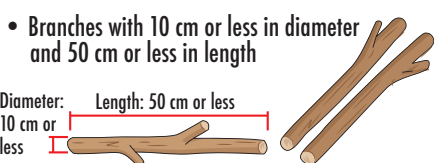
## Textiles Thu. Do not put out textiles on rainy days.




**Disposal**  
Wash items and then place them in a transparent or translucent bag.



## Pruned branches Sat. Please limit to only 3 bundles per collection.




**Disposal**  
Gather branches in a bundle with a diameter of 30 cm or less and then bind the bundle with string.



## Burnable garbage Mon. Wed. Fri.



**Disposal**  
Place items in a designated bag for "Burnable Garbage". Drain the food scraps thoroughly before placing them in the designated bag.



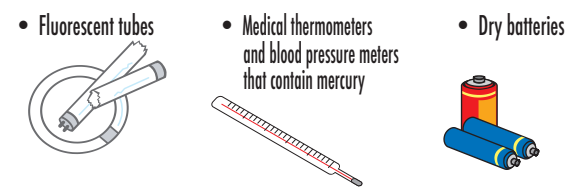
## Non-burnable garbage Sat.



**Disposal**  
Place items in a designated bag for "Non-Burnable Garbage". Wrap broken items and edged tools in newspaper or other similar material and write "キケン" (Danger) on the newspaper before placing them in the designated bag.



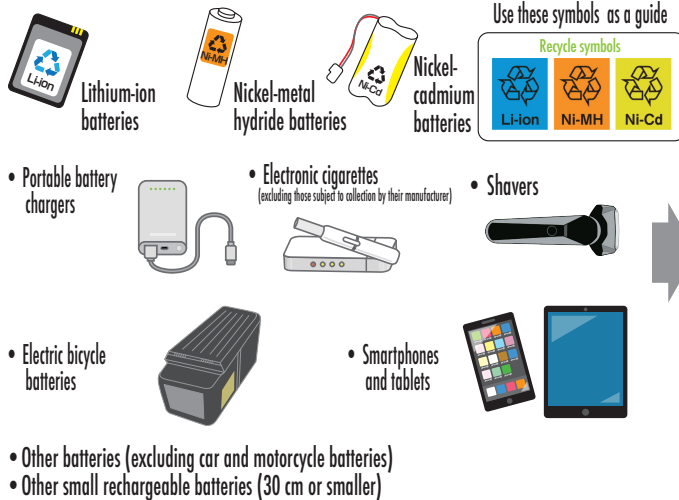
## Hazardous garbage Sat.




**Disposal**  
Place in a transparent bag or in a translucent bag that leaves the contents visible. Before placing fluorescent tubes in a bag, place them in their paper case or wrap them in newspaper or other paper.



## Small rechargeable batteries Sat.



**Disposal**  
Insulate the batteries by wrapping their ends in vinyl tape, etc., and then place them in a transparent bag or translucent bag which leaves the contents visible



## Please cooperate in recycling small household appliances and rechargeable batteries.

We collect small household appliances, such as mobile phones, and lithium and other rechargeable batteries at collection points in city hall and other public facilities.



▲ Scan the 2D code for more details



▲ Scan the 2D code for more details



## The city cannot collect or dispose of the following items

(1) Items subject to the Home Appliance Recycling Law (TVs, washing machines, clothes dryers, refrigerators, freezers, cooling/warming boxes, and air conditioners) (2) Desktop personal computers (main unit), CRT displays (including integrated models), and liquid crystal displays (including integrated models) (3) Fire extinguishers (4) Propane gas cylinders (5) Motorcycles (including scooters) (6) Disassembled parts of automobiles and two-wheeled vehicles (7) Kerosene, gasoline, and oil (8) Pianos, fireproof safes (excluding portable safes), medicines, business equipment, soil, stone, and gravel (9) Residential medical waste (syringes, injection needles, and other sharp items, and medicines)

To dispose of these items, check the official Ichikawa City website (using the following 2D code) or the Garbage Separation App.



Garbage from eating/drinking establishments such as restaurants and business offices cannot be put out to household garbage collection location. To dispose of these items, check the official Ichikawa City website (using the following 2D code).

