












## Ichikawa City Garbage Collection Calendar - FY2021 Edition







## Garbage collection days change from April 2021

**Place garbage at the appointed collection location by 8 a.m. on collection day.**































 Burnable garbage	 Non-burnable garbage	 Hazardous garbage	 Bottles and cans	 Pruned branches	 Plastic containers and wrapping	 Papers	 Textiles
Place in the designated bag 	Place in the designated bag 	Place in a transparent bag	Place in a designated bag or a transparent or translucent bag	Tie in a bundle with a diameter of about 30 cm	Place in the designated bag 	Bundle and tie each type of item	Place in a transparent or translucent bag

2021































## April

SUN	MON	TUE	WED	THU	FRI	SAT
				1 	2 	3 
4 	5 	6 	7 	8 	9 	10 
11 	12 	13 	14 	15 	16 	17 
18 	19 	20 	21 	22 	23 	24 
25 	26 	27 	28 	29 	30 	

## May

SUN	MON	TUE	WED	THU	FRI	SAT
May 30 is "Zero Garbage Day"						1 
2 	3 	4 	5 	6 	7 	8 
9 	10 	11 	12 	13 	14 	15 
16 	17 	18 	19 	20 	21 	22 
23 	24 	25 	26 	27 	28 	29 
30 	31 					









## June

SUN	MON	TUE	WED	THU	FRI	SAT
Environment month		1 	2 	3 	4 	5 
6 	7 	8 	9 	10 	11 	12 
13 	14 	15 	16 	17 	18 	19 
20 	21 	22 	23 	24 	25 	26 
27 	28 	29 	30 			







## July

SUN	MON	TUE	WED	THU	FRI	SAT
Carry a personal use drink container				1 	2 	3 
4 	5 	6 	7 	8 	9 	10 
11 	12 	13 	14 	15 	16 	17 
18 	19 	20 	21 	22 	23 	24 
25 	26 	27 	28 	29 	30 	31 
































## August

SUN	MON	TUE	WED	THU	FRI	SAT
1 	2 	3 	4 	5 	6 	7 
8 	9 	10 	11 	12 	13 	14 
15 	16 	17 	18 	19 	20 	21 
22 	23 	24 	25 	26 	27 	28 
29 	30 	31 				































## September

SUN	MON	TUE	WED	THU	FRI	SAT
			1 	2 	3 	4 
5 	6 	7 	8 	9 	10 	11 
12 	13 	14 	15 	16 	17 	18 
19 	20 	21 	22 	23 	24 	25 
26 	27 	28 	29 	30 		













































## October

SUN	MON	TUE	WED	THU	FRI	SAT
3R Promotion Month and Food Waste Reduction Month					1 	2 
3 	4 	5 	6 	7 	8 	9 
10 	11 	12 	13 	14 	15 	16 
17 	18 	19 	20 	21 	22 	23 
24 	25 	26 	27 	28 	29 	30 
31 						

## November

SUN	MON	TUE	WED	THU	FRI	SAT
	1 	2 	3 	4 	5 	6 
7 	8 	9 	10 	11 	12 	13 
14 	15 	16 	17 	18 	19 	20 
21 	22 	23 	24 	25 	26 	27 
28 	29 	30 				

## December

SUN	MON	TUE	WED	THU	FRI	SAT
Global Warming Prevention Month			1	2	3	4
				  		 
5	6	7	8	9	10	11
		 		  		 
12	13	14	15	16	17	18
		 		  		 
19	20	21	22	23	24	25
		 		  		 
26	27	28	29	30	31	
		 		  	Holiday	

# Separating and Disposing Recyclables and Garbage in Ichikawa City

## Separating recyclables

### Plastic containers and wrapping **Sat.**

- PET bottles
- Other bottles
- Candy packages
- Tubes
- Food trays
- Disposable containers such as instant noodle cups
- Packaging such as Styrofoam
- Caps

#### Disposal

Place items in a designated bag for "Plastic Containers and Wrapping". Before placing a PET bottle in a bag, remove the cap and label, and then crush the bottle.



Items without a mark are burnable garbage

## Separating garbage

### Burnable garbage **Mon. Wed. Fri.**

- Plastic items without a plastic or PET mark
- Soiled plastic containers and wrapping
- Rubber and vinyl products
- Food scraps (drain water before disposal)
- Paper diapers (flush waste down the toilet)
- Leather goods, fabrics, and underwear
- Leaves and grasses

#### Disposal

Place items in a designated bag for "Burnable Garbage".



### Bottles and cans **Thu.**

- Food and drink containers

#### Disposal

Lightly rinse the inside of the item, and then place it in a transparent or translucent bag or a designated bag for "Recyclable Bottles" or "Recyclable Cans". Separate bottles and cans.



### Papers **Tue.** Do not put out papers on rainy days.

- Newspapers
- Magazines
- Cardboard
- Paper cartons

#### Disposal

Before disposal, bundle each type of item and then bind the bundles with a string crosswise. Do not bundle items using adhesive tape or place items together in a bag from news dealer's shop or cardboard box.



- Other recyclable paper

#### Disposal



### Textiles **Tue.** Do not put out papers on rainy days.

- Wearable clothes (including winter clothing and suits)
- Cotton goods
- Sheets
- Blankets made of a material similar to a towel

#### Disposal

Wash items and then place them in a transparent or translucent bag.



### Non-burnable garbage **Thu.**

- Edged tools
- Broken items
- Umbrellas
- Pots
- DVD players and videocassette recorders
- Spray cans (use up contents before disposal)
- Vacuum cleaners
- Frying pans

#### Disposal

Place items in a designated bag for "Non-Burnable Garbage". Wrap broken items and edged tools in newspaper or other similar material and write "キケン (Danger)" (Danger) on the newspaper before disposal.

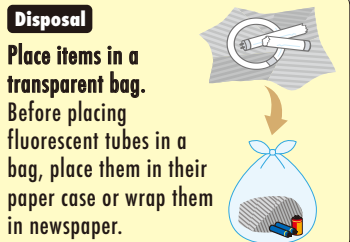


### Hazardous garbage **Thu.**

- Fluorescent tubes
- Dry batteries
- Medical thermometers and blood pressure meters that contain mercury
- E-cigarettes (excluding items collected by manufacturer)

#### Disposal

Place items in a transparent bag. Before placing fluorescent tubes in a bag, place them in their paper case or wrap them in newspaper.



### Large garbage (fee charged)

• Items the size of a 18 L plastic kerosene container or larger, metal objects, etc.

#### Disposal

You can also apply online or the LINE app. (Use the QR code)



**Large Garbage Call Center ☎ 047-712-6300**  
**Fax Number for People with Disabilities FAX047-712-6302**

Hours: Monday to Friday 9:00 a.m. to 5:00 p.m.; Saturdays 9:00 a.m. to 12:00 p.m.  
Closed: Sundays, public holidays, Year-end / New year holidays

You can apply for up to five items at a time

### Pruned branches **Thu.**

- 50 cm or less in length and 10 cm or less in diameter

Diameter: 10 cm or less Length: 50 cm or less

#### Disposal

Before disposal, gather branches in a bundle with a diameter of about 30 cm and then bind the bundle with string. You can put out up to three bundles at a time.



Diameter: about 30 cm

### Please recycle small consumer electronics

For effective use of resources, collection locations have been set up for cell phones, digital cameras, and other small used consumer electronics.

Scan the QR code for more details



### The following items cannot be collected or disposed by the City.

- (1) Items subject to the Home Appliance Recycling Law (TVs, washing machines, clothes dryers, refrigerators, freezers, cooling boxes, cooling/warming boxes, and air conditioners)
- (2) Desktop personal computers (main unit), CRT displays (including integrated models), and liquid crystal displays (including integrated models)
- (3) Fire extinguishers
- (4) Propane gas cylinders
- (5) Motorcycles (including scooters)
- (6) Disassembled parts of automobiles and two-wheeled vehicles
- (7) Kerosene, gasoline, and oil
- (8) Pianos, fireproof safes (excluding portable safes), medicines, business equipment, soil, stone, and gravel
- (9) Residential medical waste (syringes, injection needles, and other sharp items, and medicines)

To dispose of these items, check the official Ichikawa City website (using the following QR code) or the Garbage Separation App



Use the 3Rs to reduce garbage!

#### Reduce

Reduce the number of items you throw away

Proactively use reusable items such as reusable shopping bags and personal use drink containers



#### Reuse

Reuse items

Either repair broken items or use a recycling center.



#### Recycle

Recycle resources

Separate recyclables and garbage properly.



Living Environment Development Division  
☎047-712-6317  
FAX047-712-6308