












Ichikawa City Garbage Collection Calendar - FY2021 Edition

Garbage collection days change from April 2021

Place garbage at the appointed collection location by 8 a.m. on collection day.

|  Burnable garbage |  Non-burnable garbage |  Hazardous garbage |  Bottles and cans |  Pruned branches |  Plastic containers and wrapping |  Papers |  Textiles |
|--|--|---|--|---|---|--|--|
| Place in the designated bag  | Place in the designated bag  | Place in a transparent bag | Place in a designated bag or a transparent or translucent bag | Tie in a bundle with a diameter of about 30 cm | Place in the designated bag  | Bundle and tie each type of item | Place in a transparent or translucent bag |

2021

April

| SUN | MON | TUE | WED | THU | FRI | SAT |
|-----|-----|-----|-----|-----|-----|-----|
| | | | | 1 | 2 | 3 |
| 4 | 5 | 6 | 7 | 8 | 9 | 10 |
| 11 | 12 | 13 | 14 | 15 | 16 | 17 |
| 18 | 19 | 20 | 21 | 22 | 23 | 24 |
| 25 | 26 | 27 | 28 | 29 | 30 | |

May

| SUN | MON | TUE | WED | THU | FRI | SAT |
|------------------------------|-----|-----|-----|-----|-----|-----|
| May 30 is "Zero Garbage Day" | | | | | | 1 |
| 2 | 3 | 4 | 5 | 6 | 7 | 8 |
| 9 | 10 | 11 | 12 | 13 | 14 | 15 |
| 16 | 17 | 18 | 19 | 20 | 21 | 22 |
| 23 | 24 | 25 | 26 | 27 | 28 | 29 |
| 30 | 31 | | | | | |

June

| SUN | MON | TUE | WED | THU | FRI | SAT |
|-------------------|-----|-----|-----|-----|-----|-----|
| Environment month | | 1 | 2 | 3 | 4 | 5 |
| 6 | 7 | 8 | 9 | 10 | 11 | 12 |
| 13 | 14 | 15 | 16 | 17 | 18 | 19 |
| 20 | 21 | 22 | 23 | 24 | 25 | 26 |
| 27 | 28 | 29 | 30 | | | |

July

| SUN | MON | TUE | WED | THU | FRI | SAT |
|--------------------------------------|-----|-----|-----|-----|-----|-----|
| Carry a personal use drink container | | | | 1 | 2 | 3 |
| 4 | 5 | 6 | 7 | 8 | 9 | 10 |
| 11 | 12 | 13 | 14 | 15 | 16 | 17 |
| 18 | 19 | 20 | 21 | 22 | 23 | 24 |
| 25 | 26 | 27 | 28 | 29 | 30 | 31 |

August

| SUN | MON | TUE | WED | THU | FRI | SAT |
|-----|-----|-----|-----|-----|-----|-----|
| 1 | 2 | 3 | 4 | 5 | 6 | 7 |
| 8 | 9 | 10 | 11 | 12 | 13 | 14 |
| 15 | 16 | 17 | 18 | 19 | 20 | 21 |
| 22 | 23 | 24 | 25 | 26 | 27 | 28 |
| 29 | 30 | 31 | | | | |

September

| SUN | MON | TUE | WED | THU | FRI | SAT |
|-----|-----|-----|-----|-----|-----|-----|
| | | | 1 | 2 | 3 | 4 |
| 5 | 6 | 7 | 8 | 9 | 10 | 11 |
| 12 | 13 | 14 | 15 | 16 | 17 | 18 |
| 19 | 20 | 21 | 22 | 23 | 24 | 25 |
| 26 | 27 | 28 | 29 | 30 | | |

October

| SUN | MON | TUE | WED | THU | FRI | SAT |
|---|-----|-----|-----|-----|-----|-----|
| 3R Promotion Month and Food Waste Reduction Month | | | | | 1 | 2 |
| 3 | 4 | 5 | 6 | 7 | 8 | 9 |
| 10 | 11 | 12 | 13 | 14 | 15 | 16 |
| 17 | 18 | 19 | 20 | 21 | 22 | 23 |
| 24 | 25 | 26 | 27 | 28 | 29 | 30 |
| 31 | | | | | | |

November

| SUN | MON | TUE | WED | THU | FRI | SAT |
|-----|-----|-----|-----|-----|-----|-----|
| | 1 | 2 | 3 | 4 | 5 | 6 |
| 7 | 8 | 9 | 10 | 11 | 12 | 13 |
| 14 | 15 | 16 | 17 | 18 | 19 | 20 |
| 21 | 22 | 23 | 24 | 25 | 26 | 27 |
| 28 | 29 | 30 | | | | |

December

| SUN | MON | TUE | WED | THU | FRI | SAT |
|---------------------------------|-----|-----|-----|-----|-----|-----|
| Global Warming Prevention Month | | | 1 | 2 | 3 | 4 |
| 5 | 6 | 7 | 8 | 9 | 10 | 11 |
| 12 | 13 | 14 | 15 | 16 | 17 | 18 |
| 19 | 20 | 21 | 22 | 23 | 24 | 25 |
| 26 | 27 | 28 | 29 | 30 | 31 | |

2022

January

| SUN | MON | TUE | WED | THU | FRI | SAT |
|-----|--------------|-----|-----|-----|-----|--------------|
| | | | | | | 1 Holiday |
| 2 | 3 Holiday | 4 | 5 | 6 | 7 | 8 |
| 9 | 10 | 11 | 12 | 13 | 14 | 15 |
| 16 | 17 | 18 | 19 | 20 | 21 | 22 |
| 23 | 24 | 25 | 26 | 27 | 28 | 29 |
| 30 | 31 | | | | | |

February

| SUN | MON | TUE | WED | THU | FRI | SAT |
|-----|-----|-----|-----|-----|-----|-----|
| | | 1 | 2 | 3 | 4 | 5 |
| 6 | 7 | 8 | 9 | 10 | 11 | 12 |
| 13 | 14 | 15 | 16 | 17 | 18 | 19 |
| 20 | 21 | 22 | 23 | 24 | 25 | 26 |
| 27 | 28 | | | | | |

March

| SUN | MON | TUE | WED | THU | FRI | SAT |
|-----|-----|-----|-----|-----|-----|-----|
| | | 1 | 2 | 3 | 4 | 5 |
| 6 | 7 | 8 | 9 | 10 | 11 | 12 |
| 13 | 14 | 15 | 16 | 17 | 18 | 19 |
| 20 | 21 | 22 | 23 | 24 | 25 | 26 |
| 27 | 28 | 29 | 30 | 31 | | |

*See the other side for the ways to separate and dispose recyclables and garbage.

Use the Garbage Separation App or Official Ichikawa City LINE account to get useful information

Garbage Separation App

In addition to a garbage collection calendar, this app has useful functions, such as push notifications to alert you of collection days, so you do not forget to put out your garbage.



iPhone



Android

Official Ichikawa City LINE account

If you add the official Ichikawa City LINE account as a friend, a chatbot will respond to your questions about garbage disposal.



Inquiries

Garbage Collection Call Center

☎047-335-8155 FAX047-335-8151

Solid Waste Management Department

☎047-712-6301 FAX047-712-6302

Foreign language edition



Separating and Disposing Recyclables and Garbage in Ichikawa City

Separating recyclables

Plastic containers and wrapping **Fri.**

- PET bottles
- Other bottles
- Candy packages
- Tubes
- Food trays
- Disposable containers such as instant noodle cups
- Packaging such as Styrofoam
- Caps

Disposal

Place items in a designated bag for "Plastic Containers and Wrapping". Before placing a PET bottle in a bag, remove the cap and label, and then crush the bottle.



Items without a mark are burnable garbage

Bottles and cans **Mon.**

- Food and drink containers

Disposal

Lightly rinse the inside of the item, and then place it in a transparent or translucent bag or a designated bag for "Recyclable Bottles" or "Recyclable Cans". Separate bottles and cans.



Papers **Wed.** Do not put out papers on rainy days.

- Newspapers
- Magazines
- Cardboard
- Paper cartons

Disposal

Before disposal, bundle each type of item and then bind the bundles with a string crosswise. Do not bundle items using adhesive tape or place items together in a bag from news dealer's shop or cardboard box.



- Other recyclable paper

Disposal

- Bundle recyclable paper only
- Insert between magazines
- Place in a paper bag

Textiles **Wed.** Do not put out papers on rainy days.

- Wearable clothes (including winter clothing and suits)
- Cotton goods
- Sheets
- Blankets made of a material similar to a towel

Disposal

Wash items and then place them in a transparent or translucent bag.



Pruned branches **Mon.**

- 50 cm or less in length and 10 cm or less in diameter

Diameter: 10 cm or less Length: 50 cm or less

Disposal

Before disposal, gather branches in a bundle with a diameter of about 30 cm and then bind the bundle with string. You can put out up to three bundles at a time.



Separating garbage



Burnable garbage

Tue. Thu. Sat.

- Plastic items without a plastic or PET mark
- Soiled plastic containers and wrapping
- Rubber and vinyl products
- Food scraps (drain water before disposal)
- Paper diapers (flush waste down the toilet)
- Leather goods, fabrics, and underwear
- Leaves and grasses

Disposal

Place items in a designated bag for "Burnable Garbage".



Non-burnable garbage

Mon.

- Edged tools
- Broken items
- Umbrellas
- Pots
- DVD players and videocassette recorders
- Spray cans (use up contents before disposal)
- Frying pans
- Vacuum cleaners

Disposal

Place items in a designated bag for "Non-Burnable Garbage". Wrap broken items and edged tools in newspaper or other similar material and write "キケン" (Danger) on the newspaper before disposal.



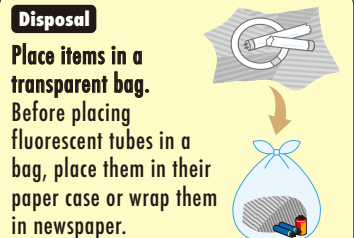
Hazardous garbage

Mon.

- Fluorescent tubes
- Dry batteries
- Medical thermometers and blood pressure meters that contain mercury
- E-cigarettes (excluding items collected by manufacturer)

Disposal

Place items in a transparent bag. Before placing fluorescent tubes in a bag, place them in their paper case or wrap them in newspaper.



Large garbage (fee charged)

- Items the size of a 18 L plastic kerosene container or larger, metal objects, etc.

Disposal

You can also apply online or the LINE app. (Use the QR code)




Large Garbage Call Center ☎ 047-712-6300

Fax Number for People with Disabilities FAX047-712-6302

Hours: Monday to Friday 9:00 a.m. to 5:00 p.m.; Saturdays 9:00 a.m. to 12:00 p.m.

Closed: Sundays, public holidays, Year-end / New year holidays



You can apply for up to five items at a time

Please recycle small consumer electronics

For effective use of resources, collection locations have been set up for cell phones, digital cameras, and other small used consumer electronics.

Scan the QR code for more details



The following items cannot be collected or disposed by the City.

- (1) Items subject to the Home Appliance Recycling Law (TVs, washing machines, clothes dryers, refrigerators, freezers, cooling boxes, cooling/warming boxes, and air conditioners)
- (2) Desktop personal computers (main unit), CRT displays (including integrated models), and liquid crystal displays (including integrated models)
- (3) Fire extinguishers
- (4) Propane gas cylinders
- (5) Motorcycles (including scooters)
- (6) Disassembled parts of automobiles and two-wheeled vehicles
- (7) Kerosene, gasoline, and oil
- (8) Pianos, fireproof safes (excluding portable safes), medicines, business equipment, soil, stone, and gravel
- (9) Residential medical waste (syringes, injection needles, and other sharp items, and medicines)

To dispose of these items, check the official Ichikawa City website (using the following QR code) or the Garbage Separation App



Use the 3Rs to reduce garbage!

Reduce

Reduce the number of items you throw away

Proactively use reusable items such as reusable shopping bags and personal use drink containers



Reuse

Reuse items

Either repair broken items or use a recycling center.



Recycle

Recycle resources

Separate recyclables and garbage properly.



Living Environment Development Division

☎047-712-6317

FAX047-712-6308