












Ichikawa City Garbage Collection Calendar - FY2021 Edition

Garbage collection days change from April 2021

Place garbage at the appointed collection location by 8 a.m. on collection day.

 Burnable garbage	 Non-burnable garbage	 Hazardous garbage	 Bottles and cans	 Pruned branches	 Plastic containers and wrapping	 Papers	 Textiles
Place in the designated bag 	Place in the designated bag 	Place in a transparent bag	Place in a designated bag or a transparent or translucent bag	Tie in a bundle with a diameter of about 30 cm	Place in the designated bag 	Bundle and tie each type of item	Place in a transparent or translucent bag

2021

April

SUN	MON	TUE	WED	THU	FRI	SAT
				1	2	3
4	5	6	7	8	9	10
11	12	13	14	15	16	17
18	19	20	21	22	23	24
25	26	27	28	29	30	

May

SUN	MON	TUE	WED	THU	FRI	SAT
May 30 is "Zero Garbage Day"						1
2	3	4	5	6	7	8
9	10	11	12	13	14	15
16	17	18	19	20	21	22
23	24	25	26	27	28	29
30	31					

June

SUN	MON	TUE	WED	THU	FRI	SAT
Environment month		1	2	3	4	5
6	7	8	9	10	11	12
13	14	15	16	17	18	19
20	21	22	23	24	25	26
27	28	29	30			

July

SUN	MON	TUE	WED	THU	FRI	SAT
Carry a personal use drink container				1	2	3
4	5	6	7	8	9	10
11	12	13	14	15	16	17
18	19	20	21	22	23	24
25	26	27	28	29	30	31

August

SUN	MON	TUE	WED	THU	FRI	SAT
1	2	3	4	5	6	7
8	9	10	11	12	13	14
15	16	17	18	19	20	21
22	23	24	25	26	27	28
29	30	31				

September

SUN	MON	TUE	WED	THU	FRI	SAT
			1	2	3	4
5	6	7	8	9	10	11
12	13	14	15	16	17	18
19	20	21	22	23	24	25
26	27	28	29	30		

October

SUN	MON	TUE	WED	THU	FRI	SAT
3R Promotion Month and Food Waste Reduction Month					1	2
3	4	5	6	7	8	9
10	11	12	13	14	15	16
17	18	19	20	21	22	23
24	25	26	27	28	29	30
31						

November

SUN	MON	TUE	WED	THU	FRI	SAT
	1	2	3	4	5	6
7	8	9	10	11	12	13
14	15	16	17	18	19	20
21	22	23	24	25	26	27
28	29	30				

December

SUN	MON	TUE	WED	THU	FRI	SAT
Global Warming Prevention Month			1	2	3	4
5	6	7	8	9	10	11
12	13	14	15	16	17	18
19	20	21	22	23	24	25
26	27	28	29	30	31	

2022

January

SUN	MON	TUE	WED	THU	FRI	SAT
						1 Holiday
2	3 Holiday	4	5	6	7	8
9	10	11	12	13	14	15
16	17	18	19	20	21	22
23	24	25	26	27	28	29
30	31					

February

SUN	MON	TUE	WED	THU	FRI	SAT
		1	2	3	4	5
6	7	8	9	10	11	12
13	14	15	16	17	18	19
20	21	22	23	24	25	26
27	28					

March

SUN	MON	TUE	WED	THU	FRI	SAT
		1	2	3	4	5
6	7	8	9	10	11	12
13	14	15	16	17	18	19
20	21	22	23	24	25	26
27	28	29	30	31		

*See the other side for the ways to separate and dispose recyclables and garbage.

Use the Garbage Separation App or Official Ichikawa City LINE account to get useful information

Garbage Separation App

In addition to a garbage collection calendar, this app has useful functions, such as push notifications to alert you of collection days, so you do not forget to put out your garbage.



iPhone



Android

Official Ichikawa City LINE account

If you add the official Ichikawa City LINE account as a friend, a chatbot will respond to your questions about garbage disposal.



Inquiries

Garbage Collection Call Center

☎047-335-8155 FAX047-335-8151

Solid Waste Management Department

☎047-712-6301 FAX047-712-6302

Foreign language edition



Separating and Disposing Recyclables and Garbage in Ichikawa City

Separating recyclables

Plastic containers and wrapping **Wed.** Items without a mark are burnable garbage




Disposal

Place items in a designated bag for "Plastic Containers and Wrapping". Before placing a PET bottle in a bag, remove the cap and label, and then crush the bottle.



Bottles and cans **Fri.**



Disposal

Lightly rinse the inside of the item, and then place it in a transparent or translucent bag or a designated bag for "Recyclable Bottles" or "Recyclable Cans". Separate bottles and cans.



Papers **Mon.** Do not put out papers on rainy days.



Disposal

Before disposal, bundle each type of item and then bind the bundles with a string crosswise. Do not bundle items using adhesive tape or place items together in a bag from news dealer's shop or cardboard box.



Disposal




Textiles **Mon.** Do not put out papers on rainy days.



Disposal

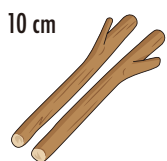
Wash items and then place them in a transparent or translucent bag.



Pruned branches **Fri.**

- 50 cm or less in length and 10 cm or less in diameter

Diameter: 10 cm or less Length: 50 cm or less



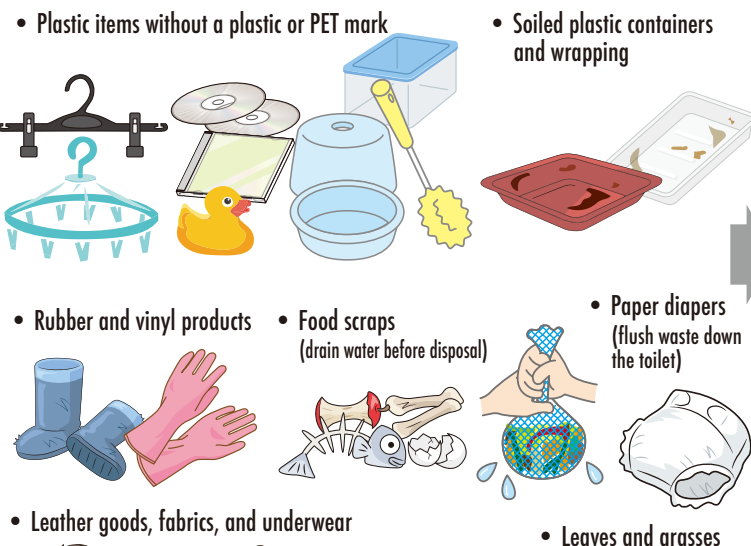
Disposal

Before disposal, gather branches in a bundle with a diameter of about 30 cm and then bind the bundle with string. You can put out up to three bundles at a time.



Separating garbage

Burnable garbage **Tue. Thu. Sat.**



Disposal

Place items in a designated bag for "Burnable Garbage".



Non-burnable garbage **Fri.**

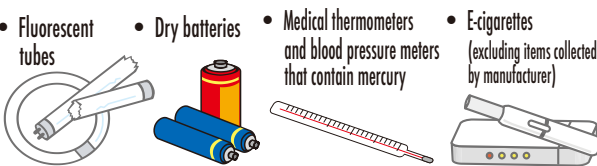


Disposal

Place items in a designated bag for "Non-Burnable Garbage". Wrap broken items and edged tools in newspaper or other similar material and write "キケン" (Danger) on the newspaper before disposal.

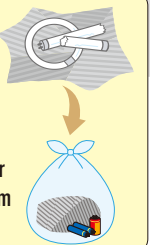


Hazardous garbage **Fri.**




Disposal

Place items in a transparent bag. Before placing fluorescent tubes in a bag, place them in their paper case or wrap them in newspaper.



Large garbage (fee charged)

- Items the size of a 18 L plastic kerosene container or larger, metal objects, etc.



Disposal

You can also apply online or the LINE app. (Use the QR code)



Large Garbage Call Center ☎ 047-712-6300
Fax Number for People with Disabilities FAX047-712-6302

Hours: Monday to Friday 9:00 a.m. to 5:00 p.m.; Saturdays 9:00 a.m. to 12:00 p.m.
Closed: Sundays, public holidays, Year-end / New year holidays

You can apply for up to five items at a time

Please recycle small consumer electronics

For effective use of resources, collection locations have been set up for cell phones, digital cameras, and other small used consumer electronics.

Scan the QR code for more details



The following items cannot be collected or disposed by the City.

(1) Items subject to the Home Appliance Recycling Law (TVs, washing machines, clothes dryers, refrigerators, freezers, cooling boxes, cooling/warming boxes, and air conditioners) (2) Desktop personal computers (main unit), CRT displays (including integrated models), and liquid crystal displays (including integrated models) (3) Fire extinguishers (4) Propane gas cylinders (5) Motorcycles (including scooters) (6) Disassembled parts of automobiles and two-wheeled vehicles (7) Kerosene, gasoline, and oil (8) Pianos, fireproof safes (excluding portable safes), medicines, business equipment, soil, stone, and gravel (9) Residential medical waste (syringes, injection needles, and other sharp items, and medicines)

To dispose of these items, check the official Ichikawa City website (using the following QR code) or the Garbage Separation App



Use the 3Rs to reduce garbage!

Reduce

Reduce the number of items you throw away

Proactively use reusable items such as reusable shopping bags and personal use drink containers



Reuse

Reuse items

Either repair broken items or use a recycling center.



Recycle

Recycle resources

Separate recyclables and garbage properly.



Living Environment Development Division
☎047-712-6317
FAX047-712-6308