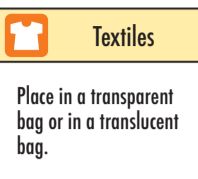
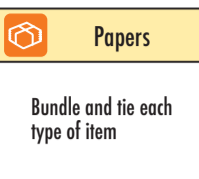
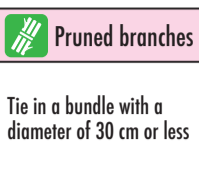


Ichikawa City Garbage Collection Calendar - FY2023 Edition

Place recyclables and garbage at the designated collection location **by 8 a.m.** on the collection day.



2023

April

SUN	MON	TUE	WED	THU	FRI	SAT
						1
2 	3 	4 	5 	6 	7 	8
9 	10 	11 	12 	13 	14 	15
16 	17 	18 	19 	20 	21 	22
23 	24 	25 	26 	27 	28 	29
30 						

May

SUN	MON	TUE	WED	THU	FRI	SAT
May 30 is "Zero Garbage Day"						
	1 	2 	3 	4 	5 	6
7 	8 	9 	10 	11 	12 	13
14 	15 	16 	17 	18 	19 	20
21 	22 	23 	24 	25 	26 	27
28 	29 	30 	31 			

June

SUN	MON	TUE	WED	THU	FRI	SAT
Environment Month				1 	2 	3
4 	5 	6 	7 	8 	9 	10
11 	12 	13 	14 	15 	16 	17
18 	19 	20 	21 	22 	23 	24
25 	26 	27 	28 	29 	30 	

July

SUN	MON	TUE	WED	THU	FRI	SAT
						1
2 	3 	4 	5 	6 	7 	8
9 	10 	11 	12 	13 	14 	15
16 	17 	18 	19 	20 	21 	22
23 	24 	25 	26 	27 	28 	29
30 	31 					

August

SUN	MON	TUE	WED	THU	FRI	SAT
		1 	2 	3 	4 	5
6 	7 	8 	9 	10 	11 	12
13 	14 	15 	16 	17 	18 	19
20 	21 	22 	23 	24 	25 	26
27 	28 	29 	30 	31 		

September

SUN	MON	TUE	WED	THU	FRI	SAT
					1 	2
3 	4 	5 	6 	7 	8 	9
10 	11 	12 	13 	14 	15 	16
17 	18 	19 	20 	21 	22 	23
24 	25 	26 	27 	28 	29 	30

October

SUN	MON	TUE	WED	THU	FRI	SAT
3R Promotion Month and Food Waste Reduction Month						
1 	2 	3 	4 	5 	6 	7
8 	9 	10 	11 	12 	13 	14
15 	16 	17 	18 	19 	20 	21
22 	23 	24 	25 	26 	27 	28
29 	30 	31 				

November

SUN	MON	TUE	WED	THU	FRI	SAT
			1 	2 	3 	4
5 	6 	7 	8 	9 	10 	11
12 	13 	14 	15 	16 	17 	18
19 	20 	21 	22 	23 	24 	25
26 	27 	28 	29 	30 		

December

SUN	MON	TUE	WED	THU	FRI	SAT
Global Warming Prevention Month					1 	2
3 	4 	5 	6 	7 	8 	9
10 	11 	12 	13 	14 	15 	16
17 	18 	19 	20 	21 	22 	23
24 	25 	26 	27 	28 	29 	30
31 						

2024

January

SUN	MON	TUE	WED	THU	FRI	SAT
	1 Holiday	2 Holiday	3 Holiday	4 	5 	6
7 	8 	9 	10 	11 	12 	13
14 	15 	16 	17 	18 	19 	20
21 	22 	23 	24 	25 	26 	27
28 	29 	30 	31 			

February

SUN	MON	TUE	WED	THU	FRI	SAT
				1 	2 	3
4 	5 	6 	7 	8 	9 	10
11 	12 	13 	14 	15 	16 	17
18 	19 	20 	21 	22 	23 	24
25 	26 	27 	28 	29 		

March

SUN	MON	TUE	WED	THU	FRI	SAT
					1 	2
3 	4 	5 	6 	7 	8 	9
10 	11 	12 	13 	14 	15 	16
17 	18 	19 	20 	21 	22 	23
24 	25 	26 	27 	28 	29 	30
31 						

*See the other side for the ways to separate and dispose recyclables and garbage.

Large garbage (fee charged)

• Items the size of an 18 L plastic kerosene container (40 cm × 30 cm × 20 cm) or larger, metal objects, etc.

Application Method

Please apply via phone, fax, internet or LINE.(use the 2D code)



Large Garbage Call Center ☎047-712-6300

Fax Number for People with Disabilities FAX047-712-6302

Hours: Monday to Friday 9:00 a.m. to 5:00 p.m.; Saturdays 9:00 a.m. to 12:00 p.m.

Closed: Sundays, public holidays, Year-end / New year holidays

You can apply for up to five items at a time



When the garbage placed at the collection point by 8 a.m. on the collection day is not collected

Inquiries

Garbage Collection Call Center

☎ 047-335-8155

FAX 047-335-8151

Solid Waste Management Department

☎ 047-712-6301

(Inquiries on garbage collection)

☎ 047-712-6317

(Inquiries on separating garbage)

FAX 047-712-6302

Foreign language edition



Separating and Disposing Recyclables and Garbage in Ichikawa City

Separating recyclables


Plastic containers and wrapping **Tue.**



Disposal
Empty the contents and lightly rinse the inside of the item, and then place it in a designated bag for "Plastic Containers and Wrapping". Before placing a PET bottle in a designated bag, remove the cap and label, and then crush the bottle.



Bottles and cans **Sat.**



Disposal
Lightly rinse the inside of the item and then place it in a transparent or translucent bag or a designated bag for "Recyclable Bottles" or "Recyclable Cans". Separate bottles and cans.



Papers **Thu.** Do not put out papers on rainy days.



Disposal
Bundle each type of item and then tie string around the bundle to form a cross shape. Do not bundle items using adhesive tape, place them in a plastic bag, or put them together in a cardboard box.



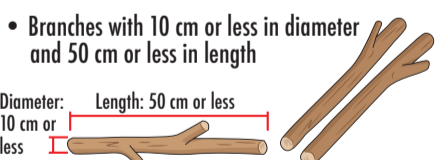
Textiles **Thu.** Do not put out textiles on rainy days.



Disposal
Wash items and then place them in a transparent or translucent bag.



Pruned branches **Sat.**



Disposal
Gather branches in a bundle with a diameter of 30 cm or less and then bind the bundle with string. You can put out up to three bundles at a time.


Diameter: 30 cm or less

Separating garbage

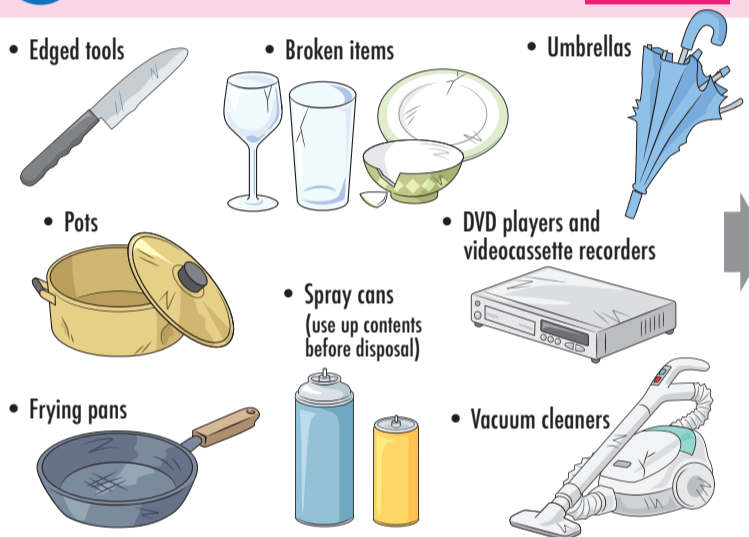
Burnable garbage **Mon. Wed. Fri.**



Disposal
Place items in a designated bag for "Burnable Garbage". Drain the food scraps thoroughly before placing them in the designated bag.



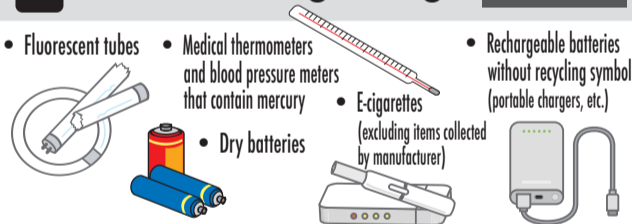
Non-burnable garbage **Sat.**




Disposal
Place items in a designated bag for "Non-Burnable Garbage". Wrap broken items and edged tools in newspaper or other similar material and write "キケン" (Danger) on the newspaper before placing them in the designated bag.



Hazardous garbage **Sat.**



Disposal
Place in a transparent bag or in a translucent bag that leaves the contents visible. Before placing fluorescent tubes in a bag, place them in their paper case or wrap them in newspaper or other paper.



Use the Garbage Separation App or Official Ichikawa City LINE account to get useful information

Garbage Separation App

In addition to a garbage collection calendar, this app has useful functions, such as push notifications to alert you of collection days, so you do not forget to put out your garbage.



iOS



Android

Official Ichikawa City LINE account


If you add the official Ichikawa City LINE account as a friend, a chatbot will respond to your questions about garbage disposal.



Please recycle small consumer electronics

For effective use of resources, collection locations have been set up for cell phones, digital cameras, and other small used consumer electronics.

Scan the 2D code for more details



The city cannot collect or dispose of the following items

(1) Items subject to the Home Appliance Recycling Law (TVs, washing machines, clothes dryers, refrigerators, freezers, cooling boxes, cooling/warming boxes, and air conditioners) (2) Desktop personal computers (main unit), CRT displays (including integrated models), and liquid crystal displays (including integrated models) (3) Fire extinguishers (4) Propane gas cylinders (5) Motorcycles (including scooters) (6) Disassembled parts of automobiles and two-wheeled vehicles (7) Kerosene, gasoline, and oil (8) Pianos, fireproof safes (excluding portable safes), medicines, business equipment, soil, stone, and gravel (9) Residential medical waste (syringes, injection needles, and other sharp items, and medicines)

To dispose of these items, check the official Ichikawa City website (using the following 2D code) or the Garbage Separation App.



Garbage from eating/drinking establishments such as restaurants and business offices cannot be put out to household garbage collection location. To dispose of these items, check the official Ichikawa City website (using the following 2D code).



Use the 3Rs to reduce garbage!

Reduce Reduce the number of items you throw away

Proactively use reusable items such as reusable shopping bags and personal use drink containers.



Reuse Reuse items

Either repair broken items or use a recycling center.



Recycle Recycle resources

Separate recyclables and garbage properly.

