

Separating and Disposing Recyclables and Garbage in Ichikawa City

Separating recyclables

Plastic containers and wrapping Mon.




Disposal

Empty the contents and lightly rinse the inside of the item, and then place it in a designated bag for "Plastic Containers and Wrapping". Before placing a PET bottle in a designated bag, remove the cap and label, and then crush the bottle.



Bottles and cans Wed.



Disposal

Lightly rinse the inside of the item and then place it in a transparent or translucent bag or a designated bag for "Recyclable Bottles" or "Recyclable Cans". Separate bottles and cans.



Papers Fri. Do not put out papers on rainy days.



Disposal

Bundle each type of item and then tie string around the bundle to form a cross shape. Do not bundle items using adhesive tape, place them in a plastic bag, or put them together in a cardboard box.



Disposal



Textiles Fri. Do not put out textiles on rainy days.

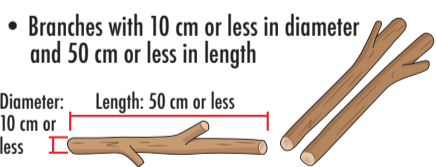


Disposal

Wash items and then place them in a transparent or translucent bag.




Pruned branches Wed.



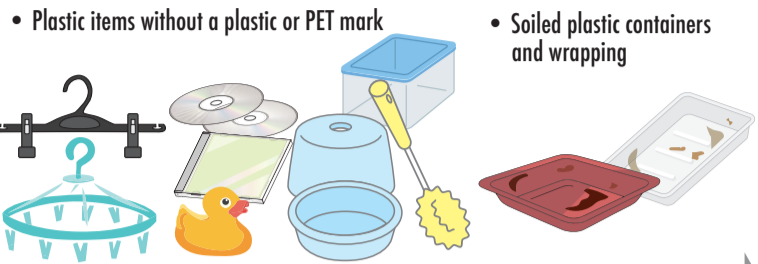
Disposal

Gather branches in a bundle with a diameter of 30 cm or less and then bind the bundle with string. You can put out up to three bundles at a time.




Separating garbage

Burnable garbage Tue. Thu. Sat.

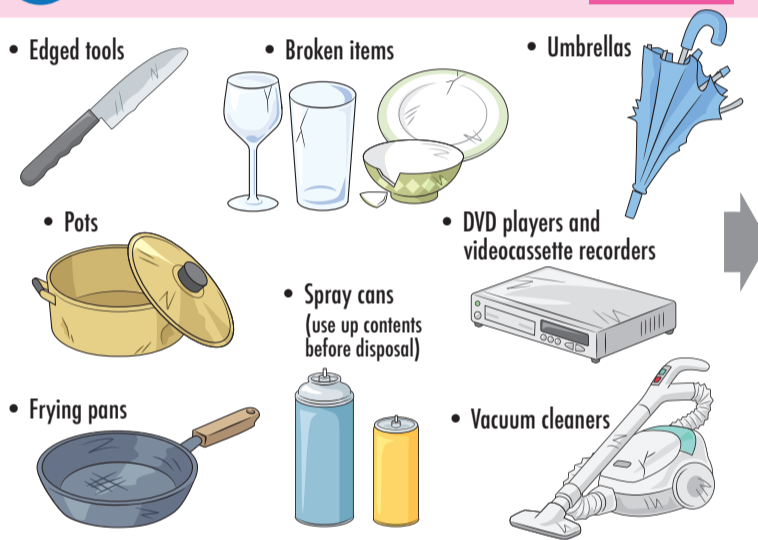


Disposal

Place items in a designated bag for "Burnable Garbage". Drain the food scraps thoroughly before placing them in the designated bag.



Non-burnable garbage Wed.

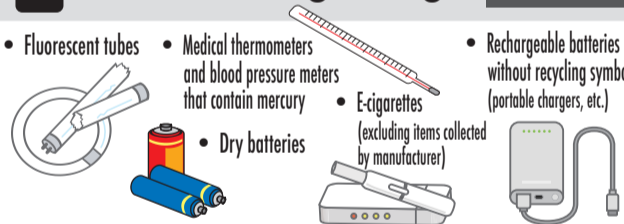


Disposal

Place items in a designated bag for "Non-Burnable Garbage". Wrap broken items and edged tools in newspaper or other similar material and write "キケン" (Danger) on the newspaper before placing them in the designated bag.



Hazardous garbage Wed.



Disposal

Place in a transparent bag or in a translucent bag that leaves the contents visible. Before placing fluorescent tubes in a bag, place them in their paper case or wrap them in newspaper or other paper.



Use the Garbage Separation App or Official Ichikawa City LINE account to get useful information

Garbage Separation App

In addition to a garbage collection calendar, this app has useful functions, such as push notifications to alert you of collection days, so you do not forget to put out your garbage.



iOS



Android

Official Ichikawa City LINE account

If you add the official Ichikawa City LINE account as a friend, a chatbot will respond to your questions about garbage disposal.



Please recycle small consumer electronics

For effective use of resources, collection locations have been set up for cell phones, digital cameras, and other small used consumer electronics.

Scan the 2D code for more details



The city cannot collect or dispose of the following items

(1) Items subject to the Home Appliance Recycling Law (TVs, washing machines, clothes dryers, refrigerators, freezers, cooling boxes, cooling/warming boxes, and air conditioners) (2) Desktop personal computers (main unit), CRT displays (including integrated models), and liquid crystal displays (including integrated models) (3) Fire extinguishers (4) Propane gas cylinders (5) Motorcycles (including scooters) (6) Disassembled parts of automobiles and two-wheeled vehicles (7) Kerosene, gasoline, and oil (8) Pianos, fireproof safes (excluding portable safes), medicines, business equipment, soil, stone, and gravel (9) Residential medical waste (syringes, injection needles, and other sharp items, and medicines)

To dispose of these items, check the official Ichikawa City website (using the following 2D code) or the Garbage Separation App.



Garbage from eating/drinking establishments such as restaurants and business offices cannot be put out to household garbage collection location. To dispose of these items, check the official Ichikawa City website (using the following 2D code).



Use the 3Rs to reduce garbage!

Reduce

Reduce the number of items you throw away

Proactively use reusable items such as reusable shopping bags and personal use drink containers.



Reuse

Reuse items

Either repair broken items or use a recycling center.



Recycle

Recycle resources

Separate recyclables and garbage properly.

