











































# Ichikawa City Garbage Collection Calendar - FY2023 Edition

Place recyclables and garbage at the designated collection location <b>by 8 a.m.</b> on the collection day.	 Burnable garbage	 Non-burnable garbage	 Hazardous garbage	 Bottles and cans	 Pruned branches	 Plastic containers and wrapping	 Papers	 Textiles
	Place in the designated bag 	Place in the designated bag 	Place in a transparent bag or in a translucent bag that leaves the contents visible	Place in a designated bag or a transparent or translucent bag	Tie in a bundle with a diameter of 30 cm or less	Place in the designated bag 	Bundle and tie each type of item	Place in a transparent bag or in a translucent bag.































2023 April

SUN	MON	TUE	WED	THU	FRI	SAT
						1 
2 	3 	4 	5 	6 	7 	8 
9 	10 	11 	12 	13 	14 	15 
16 	17 	18 	19 	20 	21 	22 
23 	24 	25 	26 	27 	28 	29 
30 						































May

SUN	MON	TUE	WED	THU	FRI	SAT
May 30 is "Zero Garbage Day"						
	1 	2 	3 	4 	5 	6 
7 	8 	9 	10 	11 	12 	13 
14 	15 	16 	17 	18 	19 	20 
21 	22 	23 	24 	25 	26 	27 
28 	29 	30 	31 			
































June

SUN	MON	TUE	WED	THU	FRI	SAT
Environment Month				1 	2 	3 
4 	5 	6 	7 	8 	9 	10 
11 	12 	13 	14 	15 	16 	17 
18 	19 	20 	21 	22 	23 	24 
25 	26 	27 	28 	29 	30 	

July

SUN	MON	TUE	WED	THU	FRI	SAT
						1 
2 	3 	4 	5 	6 	7 	8 
9 	10 	11 	12 	13 	14 	15 
16 	17 	18 	19 	20 	21 	22 
23 	24 	25 	26 	27 	28 	29 
30 	31 					

August

SUN	MON	TUE	WED	THU	FRI	SAT
		1 	2 	3 	4 	5 
6 	7 	8 	9 	10 	11 	12 
13 	14 	15 	16 	17 	18 	19 
20 	21 	22 	23 	24 	25 	26 
27 	28 	29 	30 	31 		















September

SUN	MON	TUE	WED	THU	FRI	SAT
					1 	2 
3 	4 	5 	6 	7 	8 	9 
10 	11 	12 	13 	14 	15 	16 
17 	18 	19 	20 	21 	22 	23 
24 	25 	26 	27 	28 	29 	30 

October

SUN	MON	TUE	WED	THU	FRI	SAT
3R Promotion Month and Food Waste Reduction Month						
1 	2 	3 	4 	5 	6 	7 
8 	9 	10 	11 	12 	13 	14 
15 	16 	17 	18 	19 	20 	21 
22 	23 	24 	25 	26 	27 	28 
29 	30 	31 				

November

























SUN	MON	TUE	WED	THU	FRI	SAT
			1 	2 	3 	4 
5 	6 	7 	8 	9 	10 	11 
12 	13 	14 	15 	16 	17 	18 
19 	20 	21 	22 	23 	24 	25 
26 	27 	28 	29 	30 		

December

SUN	MON	TUE	WED	THU	FRI	SAT
Global Warming Prevention Month					1 	2 
3 	4 	5 	6 	7 	8 	9 
10 	11 	12 	13 	14 	15 	16 
17 	18 	19 	20 	21 	22 	23 
24 	25 	26 	27 	28 	29 	30 
31 						

2024

January

SUN	MON	TUE	WED	THU	FRI	SAT
	1 Holiday	2 Holiday	3 Holiday	4 	5 	6 
7	8 	9 	10 	11 	12 	13 
14	15 	16 	17 	18 	19 	20 
21	22 	23 	24 	25 	26 	27 
28	29 	30 	31 			

# Separating and Disposing Recyclables and Garbage in Ichikawa City

## Separating recyclables

### Plastic containers and wrapping Wed.

Items must have a plastic or PET mark

- PET bottles
- Other bottles
- Candy packages
- Tubes
- Food trays
- Disposable containers such as instant noodle cups
- Packaging such as Styrofoam
- Caps

**Disposal**  
Empty the contents and lightly rinse the inside of the item, and then place it in a designated bag for "Plastic Containers and Wrapping". Before placing a PET bottle in a designated bag, remove the cap and label, and then crush the bottle.

### Bottles and cans Fri.

- Food and drink containers
- Cans

**Disposal**  
Lightly rinse the inside of the item and then place it in a transparent or translucent bag or a designated bag for "Recyclable Bottles" or "Recyclable Cans". Separate bottles and cans.

### Papers Mon. Do not put out papers on rainy days.

- Newspapers
- Magazines
- Cardboard
- Paper cartons

**Disposal**  
Bundle each type of item and then tie string around the bundle to form a cross shape. Do not bundle items using adhesive tape, place them in a plastic bag, or put them together in a cardboard box.

**Other recyclable paper**

**Disposal**  
● Bundle recyclable paper only  
● Insert between magazines  
● Place in a paper bag

### Textiles Mon. Do not put out textiles on rainy days.

- Wearable clothes (including winter clothing and suits)
- Cotton goods
- Sheets
- Blankets made of a material similar to a towel

**Disposal**  
Wash items and then place them in a transparent or translucent bag.

### Pruned branches Fri.

- Branches with 10 cm or less in diameter and 50 cm or less in length

**Disposal**  
Gather branches in a bundle with a diameter of 30 cm or less and then bind the bundle with string. You can put out up to three bundles at a time.

Diameter: 10 cm or less Length: 50 cm or less

Diameter: 30 cm or less

### Please recycle small consumer electronics

For effective use of resources, collection locations have been set up for cell phones, digital cameras, and other small used consumer electronics.

Scan the 2D code for more details



## The city cannot collect or dispose of the following items

(1) Items subject to the Home Appliance Recycling Law (TVs, washing machines, clothes dryers, refrigerators, freezers, cooling boxes, cooling/warming boxes, and air conditioners) (2) Desktop personal computers (main unit), CRT displays (including integrated models), and liquid crystal displays (including integrated models) (3) Fire extinguishers (4) Propane gas cylinders (5) Motorcycles (including scooters) (6) Disassembled parts of automobiles and two-wheeled vehicles (7) Kerosene, gasoline, and oil (8) Pianos, fireproof safes (excluding portable safes), medicines, business equipment, soil, stone, and gravel (9) Residential medical waste (syringes, injection needles, and other sharp items, and medicines)

To dispose of these items, check the official Ichikawa City website (using the following 2D code) or the Garbage Separation App.



Garbage from eating/drinking establishments such as restaurants and business offices cannot be put out to household garbage collection location. To dispose of these items, check the official Ichikawa City website (using the following 2D code).



## Separating garbage

### Burnable garbage Tue. Thu. Sat.

- Plastic items without a plastic or PET mark
- Soiled plastic containers and wrapping
- Rubber and vinyl products
- Food scraps
- Paper diapers (flush waste down the toilet)
- Leather goods, fabrics, and underwear
- Leaves and grasses

**Disposal**  
Place items in a designated bag for "Burnable Garbage". Drain the food scraps thoroughly before placing them in the designated bag.

### Non-burnable garbage Fri.

- Edged tools
- Broken items
- Umbrellas
- Pots
- DVD players and videocassette recorders
- Frying pans
- Spray cans (use up contents before disposal)
- Vacuum cleaners

**Disposal**  
Place items in a designated bag for "Non-Burnable Garbage". Wrap broken items and edged tools in newspaper or other similar material and write "キケン" (Danger) on the newspaper before placing them in the designated bag.

Umbrellas and vacuum cleaners may stick out from a designated bag.

### Hazardous garbage Fri.

- Fluorescent tubes
- Medical thermometers and blood pressure meters that contain mercury
- Rechargeable batteries without recycling symbol (portable chargers, etc.)
- Dry batteries
- E-cigarettes (excluding items collected by manufacturer)

**Disposal**  
Place in a transparent bag or in a translucent bag that leaves the contents visible. Before placing fluorescent tubes in a bag, place them in their paper case or wrap them in newspaper or other paper.

Use the Garbage Separation App or Official Ichikawa City LINE account to get useful information

#### Garbage Separation App

In addition to a garbage collection calendar, this app has useful functions, such as push notifications to alert you of collection days, so you do not forget to put out your garbage.



iOS



Android

#### Official Ichikawa City LINE account

If you add the official Ichikawa City LINE account as a friend, a chatbot will respond to your questions about garbage disposal.



Use the 3Rs to reduce garbage!

#### Reduce

Reduce the number of items you throw away

Proactively use reusable items such as reusable shopping bags and personal use drink containers.



#### Reuse

Reuse items

Either repair broken items or use a recycling center.



#### Recycle

Recycle resources

Separate recyclables and garbage properly.

